

부 품

P1~P38

나사 규격	P2~P6
핀 규격	P7
시트 규격	P8~P12
로케이터 규격	P12
클램프세트 규격	P13~P14
클램프 규격	P15~P16
칩 브레이커 규격	P16
렌치 · 스패너 규격	P17~P18
기타 부품 규격	P18~P19
구제품 적합 부품 일람	P20~P38

P

나사 규격

형 상	규 격		재고	치 수 (mm) A	B	C	D	E	F	각 도 α	θ	토크 (N·m)	비 고
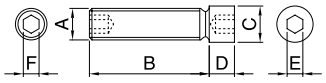	AJ	-6X38	●	M6X1.0	38.0	6.0	10.0	3.0	3.0	-	-	-	
		-8X44-9.5	●	M8X1.25	44.0	9.5	6.0	4.0	4.0	-	-		
		-10X46	●	M10X1.5	46.0	11.5	8.0	5.0	5.0	-	-		
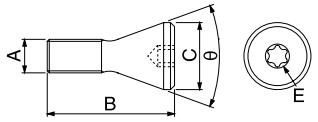	AJ	-519TR	●	M5X0.8	19.0	10.0	-	T15	-	-	40°	-	
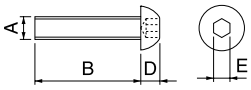	BH	3X6	●	M3X0.5	6.0	-	2.0	2.0	-	-	-	-	
		3X12	●	M3X0.5	12.0	-	2.0	2.0	-	-	-		
		6X25	●	M6X1.0	25.0	-	4.0	4.0	-	-	-		
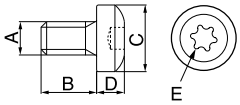	BH	6X10TR	●	M6X1.0	10.0	12.0	5.0	T25	-	-	-	6.5	
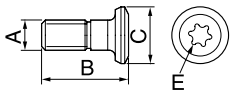	CP	8X15TL	●	M8X1.25	15.0	15.0	-	T25	-	-	-	6.0	L…좌나사를 나타냄
		8X23TL	●		23.0								
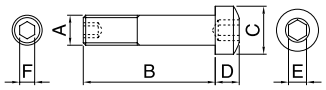	CS	-2D	●	M4X0.7	21.5	6.4	3.5	2.5	2.0	-	-	1.7	
		-3D	●	M5X0.8	22.0	8.0	4.0	3.0	2.5	-	-	3.9	
		-5D	●	M5X0.8	28.0	8.0	4.0	3.0	2.5	-	-	3.0	
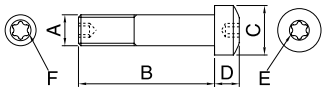	CS	-3D-TR	●	M5X0.8	22.0	8.0	4.0	T15	T15	-	-	3.9	
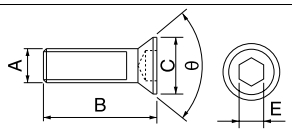	GS	-50	●	M5X0.8	13.0	7.5	-	3.0	-	-	82°	-	
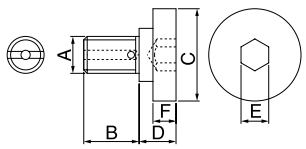	HF	16X40HA	●	M16X2.0	24.0	40.0	16.0	12.0	10.0	-	-	-	쿨런트용 홀 있음
		20X53H	●	M20X2.5	35.0	43.0	18.0	14.0	14.0				
		20X53HA	●		33.0	50.0	20.0						
		24X60H	●	M24X3.0	40.5	65.0	19.5	17.0					
		24X60HA	●		36.0		24.0						
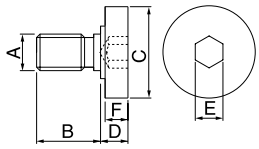	HF	16X40S	●	M16X2.0	29.0	40.0	11.0	14.0	10.0	-	-	-	
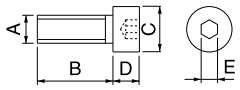	HH	3X6	●	M3X0.5	6.0	5.5	3.0	2.5	-	-	-	-	
		3X12	●		12.0								
	HH	4X16	●	M4X0.7	16.0	7.0	4.0	3.0	-	-	-		
	HH	5X15	●	M5X0.8	15.0	8.5	5.0	4.0	-	-	-		
		5X16	●		16.0								
		5X20	●		20.0								
		5X25	●		25.0								
		5X30	●		30.0								
	HH	6X12	●	M6X1.0	12.0	10.0	6.0	5.0	-	-	-		
		6X16	●		16.0								
		6X16A	●		16.0								
		6X18	●		18.0								
		6X18A	●										
		6X20	●		20.0								
		6X25	●		25.0								
		6X30	●		30.0								
	HH	8X20	●	M8X1.25	20.0	13.0	8.0	6.0	-	-	-		
		8X25	●		25.0								

● : 표준재고

형 상	규 격		재고	치 수 (mm) A	B	C	D	E	F	각 도 α	θ	토크 (N·m)	비 고
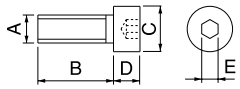	HH	10X25	●	M10X1.5	25.0	16.0	10.0	8.0	-	-	-	-	
		10X30	●		30.0								
		10X30S	●		30.0		6.0	7.0					
		10X35	●		35.0		10.0	8.0					
		10X40	●		40.0								
	HH	12X35	●	M12X1.75	35.0	18.0	12.0	10.0					
		12X40	●		40.0								
	HH	16X35	●	M16X2.0	35.0	24.0	16.0	14.0					
		16X40	●		40.0								
		16X45	●		45.0								
	HH	20X40	●	M20X2.5	40.0	30.0	20.0	17.0					
		20X55	●		55.0								
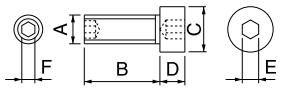	HH	4X12	●	M4X0.7	10.0	7.0	4.0	3.0	2.0	-	-	-	
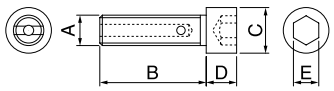	HH	8X25H	●	M8X1.25	25.0	13.0	8.0	5.0	-	-	-	-	쿨런트용 홀 있음
		10X30H	●	M10X1.5	30.0	16.0	10.0	6.0					
		10X35HK	●		35.0								
		12X35H	●	M12X1.75	35.0	18.0	12.0	8.0					
		12X35HK	●										
		16X52H	●	M16X2.0	36.0	24.0	16.0	12.0					
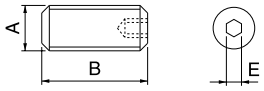	HS	3X3P	●	M3X0.5	2.9	-	-	1.5	-	-	-	1.0	HS4X4P、HS6X4P는 선단부에 플랫 가공 있음 JIS…B-1177 상당 止めねじ
		3X4P	●		3.9								
		3X4	●		4.0								
	HS	4X4P	●	M4X0.7	3.9	-	-	2.0	-	-	-	2.0	
		4X4	●		4.0								
	HS	5X5	●	M5X0.8	5.0			2.5				3.0	
	HS	6X4P	●	M6X0.75	3.9	-	-	3.0	-	-	-	4.0	
		6X6	●	M6X1.0	6.0								
		6X8T	●		8.0								
		6X14	●		14.0								
		6X22	●		22.0								
	HS	8X10	●	M8X1.25	10.0	-	-	4.0	-	-	-	-	
		8X12	●		12.0								
	HS	10X10	●	M10X1.5	10.0	-	-	5.0	-	-	-		
		10X16	●		16.0								
	HS	12X12	●	M12X1.75	12.0	-	-	6.0	-	-	-		
		12X16	●		16.0								
		12X18	●		18.0								
		12X20	●		20.0								
		12X25	●		25.0								
		12X30	●		30.0								
		12X35	●		35.0								
	HS	16X12	●	M16X2.0	12.0	-	-	8.0	-	-	-		
		16X18	●		18.0								
		16X20	●		20.0								
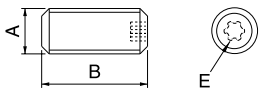	HS	-2524TRP	●	M2.5X0.35	2.4	-	-	5IP	-	-	-	0.5	○IP는 토크 플러스를 나타냄
		-2534TRP	●		3.4								
		-3048TRP	●	M3X0.5	4.8			6IP				0.8	
		-4067TRP	●	M4X0.7	6.7			7IP				1.2	
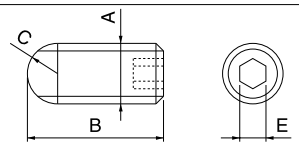	HSB	4X8R/L	●	M4X0.7	8.0	R2.0	-	2.0	-	-	-	2.0	R…우나사 L…좌나사를 나타냄

● : 표준재고

나사 규격

형 상	규 격		재고	치 수 (mm) A	B	C	D	E	F	각 도 α	θ	토크 (N·m)	비 고
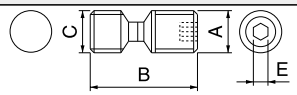	LS	-03N	●	M5X0.8	9.7	M5X0.8	-	2.0	-	-	-	2.0	N은 실버코팅 사양
		-03SN	●		12.0			2.5				3.0	
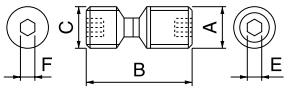	LS	-05	●	M5X0.8	15.5	M5X0.8	-	2.0	2.0	-	-	2.0	
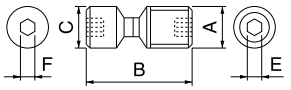	LS	-1N	●	M6X1.0	17.0	6.0	-	2.5	2.5	-	-	3.0	N은 실버코팅 사양
		-1SN	●		14.2								
		-1T	●		21.0								
	LS	-2N	●	M8X1.0	20.0	8.0	-	3.0	3.0	-	-	4.0	
		-3	●		22.0								
		-4N	●		24.0								
		-5	●	M10X1.0	29.0	10.0	-	4.0	4.0	-	-	-	
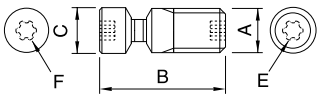	LS	-1P	●	M6X1.0	16.5	6.0	-	10IP	10IP	-	-	2.0	○○IP는 토크 플러스를 나타냄
		-2P	●	M8X1.0	18.2	8.0		15IP	15IP			3.5	
		-3P	●		21.8								
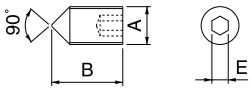	LS	-11	●	M6X1.0	9.5	-	-	3.0	-	-	-	-	
		-15	●		12.5								
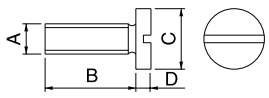	M	3X8	●	M3X0.5	8.0	5.5	2.0	-	-	-	-	-	JIS…B-1101상당 평평한 작은 나사
		3X12	●		12.0								
		4X10	●	M4X0.7	10.0	7.0	2.6						
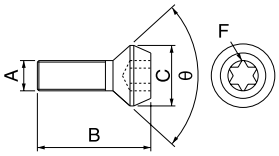	SB	-1TR	●	M2X0.4	5.3	3.8	-	-	T6	-	82°	0.5	R…우나사를 나타냄
		-2TR	●	M2.5X0.45	6.2	4.5			T8			1.2	
		-3TR	●	M3X0.5	7.2	4.8			T10			2.0	
		-3STR	●		6.4	5.2							
		-3.5TR	●	M3.5X0.6	9.3	5.6			T15			3.5	
		-4TR	●	M4X0.7	7.7	5.8							
		-5TR	●	M5X0.8	20.0	8.7			T20		90°	4.5	
		-2290TR	●	M2.2X0.45	9.2	2.8			T6		60°	0.5	
		-25100TR	●	M2.5X0.45	10.0	3.5			T7			0.8	
		-40115TR	●	M4X0.7	11.5	5.5			T15			3.5	
		-5070TR	●	M5X0.8	7.0	6.8			T20			4.5	
		-5090TR	●		9.0								
		-50120TR	●		12.0								

■ 참고

토크와 토크 플러스는 단면 형상이 다릅니다 .

토크

토크 플러스

● : 표준재고

형 상	규 격	재고	치 수 (mm) A	B	C	D	E	F	각 도 α	θ	토크 (N·m)	비 고
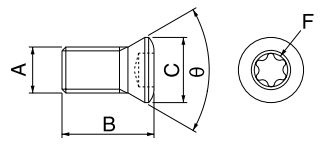	SB -1635TR	●	M1.6X0.35	3.3	2.6	-	-	T6	-	60°	0.5	R…우나사를 나타냄 L…좌나사를 나타냄 ○○IP는 토크 플러스를 나타냄
	SB -1STR	●	M2X0.4	5.0	3.1							
	-1840TRP	●	M1.8X0.35	4.0	2.5			6IP		55°		
	-2035TR	●	M2X0.4	3.7	3.0			T6		60°		
	-2035TRG	●		3.5	2.7							
	-2037TRP	●		3.7				6IP		55°		
	-2040TR	●		3.8	3.0			T6		60°		
	-2040TRG	●		4.0								
	-2041TRP	●		4.1	2.7			6IP				
	-2042TRG	●						T6				
	-2045TR	●		4.3								
	-2045TRN	●			2.8					37°		
	-2050TR	●		4.8	3.0					60°		
	-2060TR	●		5.8	3.5			T8			1.2	
	-2080TR	●		8.3	2.8			T6			0.5	
	SB -2250TR	●	M2.2X0.45	5.1	3.1	-	-	T7	-	60°	0.8	
	-2255TR	●		5.5	3.5							
	-2260TR	●		5.8	3.1							
	-2270TR/L	●		6.8	3.2							
	SB -2545TR	●	M2.5X0.45	4.6	3.5	-	-	T8	-	60°	1.2	
	-2555TRG	●		5.4								
	-2555TRP	●		5.5				8IP				
	-2560TR	●		5.7				T8				
	-2570TR	●		6.8								
	SB -3060TR	●	M3X0.5	5.3	4.2	-	-	T10	-	60°	2.0	
	-3060TRP	●		6.0				10IP				
	-3065TRP	●		6.5	4.0			8IP			1.2	
	-3070TRG	●		7.0	4.2			T10			2.0	
	-3070TR/L	●			4.0			T8			1.2	
	-3070TRP	●			4.2			10IP			2.0	
	-3080TR	●		8.0				T10				
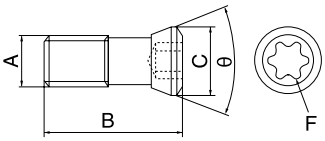 SB-40125TRN	SB -3573TRP	●	M3.5X0.6	7.3	5.0	-	-	10IP	-	60°	2.0	
	-3580TR	●		8.0	5.3			T15			3.5	
	-3590TRP	●		9.0				15IP			4.0	
	-3592TR	●		9.2	5.1			T10			2.0	
	SB -4050TRN	●	M4X0.5	4.6	5.1	-	-	T10	-	57°	2.0	
	-4060TR	●	M4X0.7	5.9	5.5			T15		60°	3.5	
	-4065TR	●		6.7								
	-4070TRG	●		7.0								
	-4070TRN	●		7.7	5.4							
	-4070TRS	●		6.7	5.5			T10			2.0	
	-4075TRP	●		7.5				15IP			3.5	
	-4082TPR	●		8.2								
	-4085TR	●		8.5				T15				
	-4085TRP	●						15IP				
	-4086TRP	●		8.6								
	-4090TRP	●		9.0	5.7							
	-4090TRPN	●			5.5							
	-40120TR	●		12.0	5.1			T15				
	-40125TRN	●		12.5	5.2					50°		
	-40140TR	●		14.0	5.5					60°		
	-40140TRN	●			6.7					75°		
	SB -4570TRN	●	M4.5X0.5	6.8	6.0	-	-	T10	-	57°	2.0	
	-45130TR	●	M4.5X0.75	13.0	6.6			20IP		55°	4.5	
	SB -5085TR	●	M5X0.8	8.5	6.8	-	-	T20	-	50°	4.5	
	-50120TRP	●		12.0				20IP		60°		
	-50120TRPH	●										
	-50120TRS	●			7.2			15IP			3.5	
	-50137K	●		13.7	9.7			T20		70°	4.5	
	-50140TR	●		14.0	7.3			T15		50°	3.5	
	-50140TRP	●						20IP		60°	4.5	
	SB -60120TR	●	M6X1.0	12.0	8.5			T25			6.0	
	-60130TRP	●		13.0				20IP			4.5	
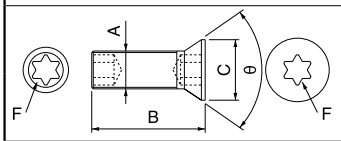	SB -4070TRW	●	M4X0.7	6.7	5.5	-	-	T8	-	60°	1.2	R…우나사를 나타냄
	-4590TRWN	●	M4.5X0.75	9.3	5.6			T10		57°	2.0	

● : 표준재고

나사 규격

형 상	규 격		재고	치 수 (mm) A	B	C	D	E	F	각 도 α	θ	토크 (N·m)	비 고
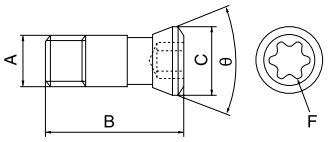	SC	-30067	●	M3X0.35	6.7	4.4	-	-	T8	-	60°	1.2	
		-35085	●	M3.5X0.35	8.5	5.7			T10			2.0	
		-40100	●	M4X0.5	10.0	6.0			T15			3.5	
		-50130	●	M5X0.5	13.0	6.6			T20		40°	4.5	
		-60160	●	M6X0.75	16.0	8.0			T25			6.0	
		-60210	●		21.0	9.6			T30			8.0	
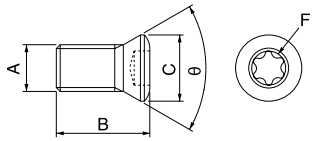	SE	-3070TRP	●	M3X0.5	7.0	4.3	-	-	9IP	-	43°	1.7	○○IP는 토크 플러스를 나타냄
		-40050TRN	●	M4X0.7	5.0	5.0			T15		44°	3.5	
		-40055TR	●			5.5							
		-40068TR	●			6.8							
		-40080TR	●			8.0							
		-40090TR	●			9.0							
		-40100TR	●			10.0							
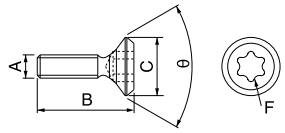	SE	-40120TR	●	M4X0.7	12.0	5.6	-	-	T15	-	60°	3.5	
		-50125TR	●	M5X0.8	12.5	6.8			T20			4.5	
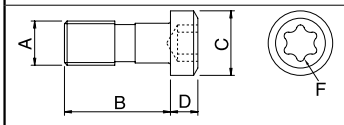	SH	-50150TR	●	M5X0.8	15.1	7.3	3.1	-	T20	-	-	4.5	
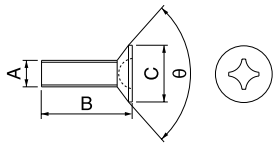	SP	3X4	●	M3X0.5	4.0	4.0	-	-	-	-	90°	-	아래 받침 작은 나사의 추가 가공품
		3X6	●		6.0	6.0							JIS…B-1111상당 십자 2번 홀 받침 작은 나사
		3X8	●		8.0								
		3X10	●		10.0								
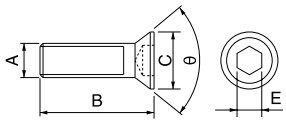	SP	4X9	●	M4X0.7	9.0	5.6	-	2.0	-	-	90°	-	
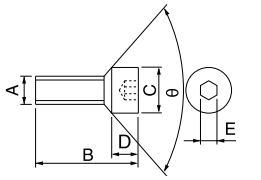	SP	8X35	●	M8X1.25	35.0	11.0	4.4	5.0	-	-	90°	-	
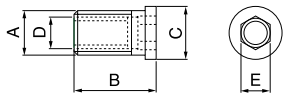	SPW	-6045	●	M6X0.75	9.0	7.5	M4.5X0.75	4.5	-	-	-	-	A는 외경나사, D는 내경나사를 나타냄 외경 나사, 내경나사 모두 우나사
		-7050	●	M7X0.75	9.0	8.8	M5X0.8	5.0	-	-	-		
	SS	-4N	●	M5.5X0.5	8.5	6.6	M4X0.7	4.0	-	-	-		
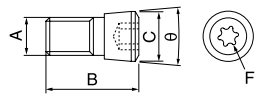	SV	-60136R	●	M6X1.0	13.6	6.3	-	-	T25	-	6°	-	토크 사양
		-60136TR	●						T20			4.5	
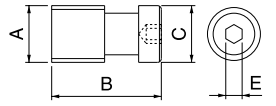	TH	8X15	●	M8X1.25	20.0	8.5	-	4.0	-	-	-	-	
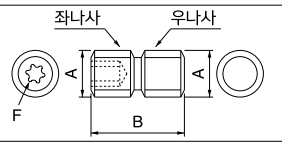	W	6X17	●	M6X1.0	17.0	-	-	-	T20	-	-	4.5	
		6X18N	●		18.0				T15			3.5	
		8X16	●	M8X1.0	16.0				T25			6.0	
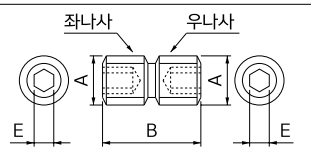	W	6X18	●	M6X1.0	17.5	-	-	3.0	-	-	-	-	
		6X20	●	M6X1.0	20.5								
		8X18	●	M8X1.25	18.0			4.0					
		*8X21	●	M8X1.0	21.0								
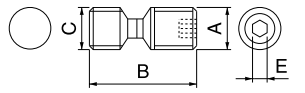	W	10X31	●	M10X1.0	31.0	M10X1.5	-	5.0	-	-	-	-	

*편홀 사양(우나사측 렌치 홀 없음)

● : 표준재고

핀 규격

형 상	규 격		재고	치 수 (mm) A	B	C	D	E	F	각 도 α	θ	비 고
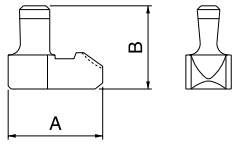	LL	-03N	●	7.8	6.3	-	-	-	-	-	-	
		-03SN	●	11.1	8.9							
		-03TN	●	8.3	8.9							
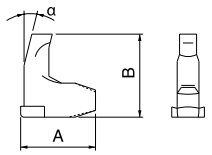	LL	-05C	●	10.7	11.7	-	-	-	-	12°	-	
		-1CN	●	13.0	13.3					14°		
		-2C	●	18.8	17.6					14°		
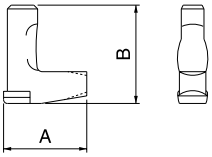	LL	-1K	●	10.0	12.0	-	-	-	-	-	-	
		-1N	●	10.3	12.0							
		-1DN	●	12.3	12.0							
		-2K	●	13.3	13.2							
		-2N	●	13.5	13.0							
		-3K	●	16.0	14.8							
		-3N	●	16.4	13.0							
		-4	●	16.4	14.7							
		-5N	●	17.1	16.7							
		-6	●	20.7	21.0							
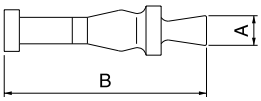	LP	-2S	●	3.65	20.0	-	-	-	-	-	-	
		-6S	●	3.65	25.0	-	-	-	-	-	-	
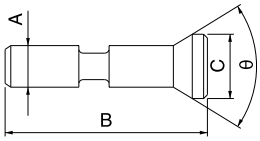	LPA	-11	●	2.8	11.0	4.2	-	-	-	-	60°	
		-13	●		13.0							
		-17	●		17.0							
	LPF	-11	●	2.5	11.0	3.5	-	-	-	-	60°	
		-1113	●		13.0							
		-1117	●		17.0							
		-13	●	3.8	13.0	5.5						
		-17	●		17.0							
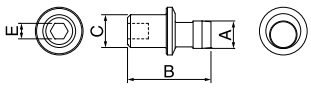	PP	-4	●	4.6	14.0	5.5	-	3.0	-	-	-	
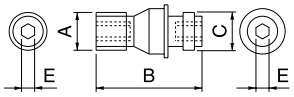	TS	-3S	●	M5X0.8	15.0	3.60	-	2.0	-	-	-	
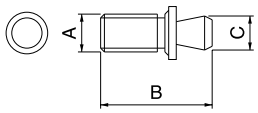	WP	-1S	●	M5X0.8	18.0	3.65	-	-	-	-	-	
		5X15	●		15.0	5.0						
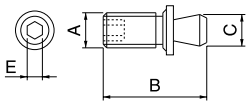	WP	5X11	●	M5X0.8	10.5	5.0	-	2.0	-	-	-	
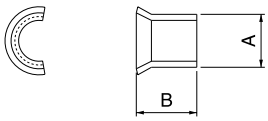	LSP	-1	●	5.0	5.3	-	-	-	-	-	-	
		-2	●	6.5	5.6							
		-3	●	8.25	7.9							
		-4	●	9.5	10.0							
	LSP	-2K	●	5.1	5.2							
		-3K	●	6.7	5.7							
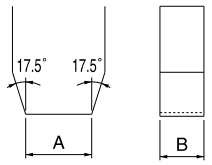	P	-03	●	2.8	1.95	-	-	-	-	-	-	
		-03S	●	3.5	1.95	-	-	-	-	-	-	

● : 표준재고

시트 규격

형 상 승수 있는 경우는 우승수 (R) 를 나타냄	규 격		재고	치 수 (mm) A	B	C	D	E	F	각 도 α	θ	비 고
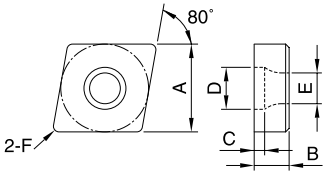	DC	-42	●	12.0	3.2	1.2	6.0	4.4	R1.2	-	-	시트 고정 나사 : SB-4085TR
		-44	●	12.55	5.0	1.5			R0.8			
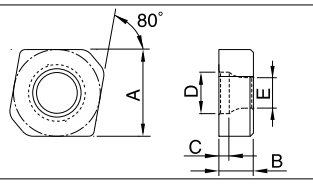	DC	-44-C	●	12.55	5.0	1.5	6.0	4.4	-	-	-	시트 고정 나사 : SB-4085TR
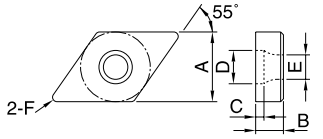	DD	-42	●	12.55	3.2	1.2	6.0	4.4	R1.2	-	-	시트 고정 나사 : SB-4085TR
		-42-16	●						R1.6			
		-43	●		3.4	1.3			R0.8			
		-44	●		5.0	1.5						
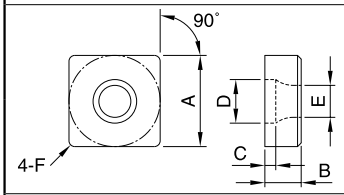	DS	-42	●	12.0	3.2	1.2	6.0	4.4	R1.2	-	-	시트 고정 나사 : SB-4085TR
		-44	●	12.55	5.0	1.5			R0.8			
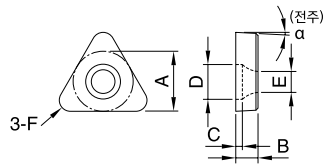	DT	-32	●	8.63	3.2	0.95	5.0	3.4	R1.6	3°	-	시트 고정 나사 : SB-3080TR
		-42	●	12.46		1.2	6.0	4.4	R1.2	-		시트 고정 나사 : SB-4085TR
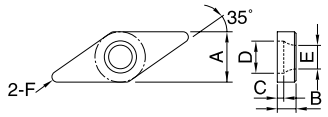	DV	-33	●	9.40	3.5	1.2	6.0	4.4	R1.0	-	-	시트 고정 나사 : SB-4085TR
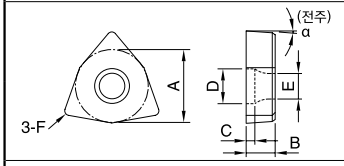	DW	-42	●	11.5	3.2	1.2	6.0	4.4	R1.2	4°	-	시트 고정 나사 : SB-4085TR
		-44	●	12.65	5.0	1.5			R0.8	-		
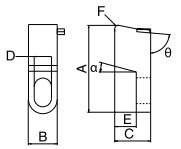	556	C R/L	●	34.0	10.0	12.7	5.6	5.0	R1.6	0°	55°	R…우승수, L…좌승수를 나타냄 시트 고정 나사 : HH5X16
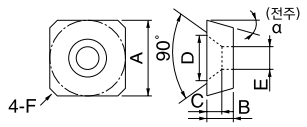	KPS	-42	●	11.5	3.2	2.0	7.2	3.2	C1.0	7°	-	시트 고정 나사 : SP3X8
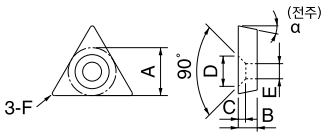	KPT	-32	●	8.0	3.2	1.9	7.0	3.2	R0.4	11°	-	시트 고정 나사 : SP3X8
		-42	●	10.5	3.2	1.9	7.0	3.2	R0.8	11°	-	: SP3X10
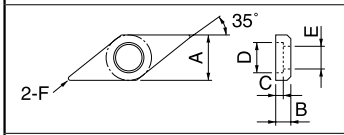	KVN	-32	●	9.52	3.2	2.1	7.6	5.5	R0.8	-	-	록핀 : LP-2S : LP-6S
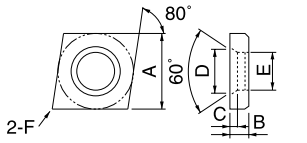	LC	-32N	●	9.47	2.4	1.3	6.18	4.68	R0.8	-	-	심핀 : LSP-1
		-4K	●	11.7	3.2	1.4	8.1	6.73	R0.8	-	-	심핀 : LSP-3K
		-42N	●	12.65	3.2	1.5	8.01	6.28	R0.8	-	-	심핀 : LSP-2
		-42N-20	●						R2.0			
		-53N	●	15.9	4.8	1.7	10.0	8.0	R1.2	-	-	심핀 : LSP-3
		-63	●	19.0	4.8	2.0	11.61	9.3	R1.6	-	-	심핀 : LSP-4

● : 표준재고

형 상 승수 있는 경우는 우승수 (R) 를 나타냄	규 격		재고	치 수 (mm)						각 도		비 고
				A	B	C	D	E	F	α	θ	
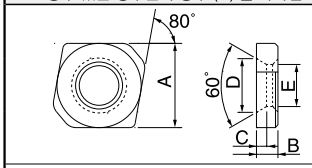	LC	-42N-C	●	12.65	3.2	1.5	8.01	6.28	-	-	-	심핀 : LSP-2
		-53N-C	●	15.9	4.8	1.7	10.0	8.0	-	-	-	심핀 : LSP-3
		-63-C	●	19.0	4.8	2.0	11.61	9.3	-	-	-	심핀 : LSP-4
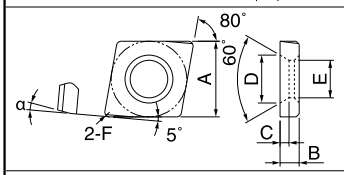	LC	-42N R/L	●	12.65	3.2	1.5	8.01	6.28	R0.8	10°	-	R…우승수 , L…좌승수를 나타냄 심핀 : LSP-2
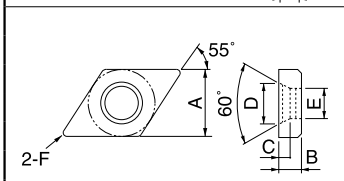	LD	-32N	●	9.47	2.4	1.3	6.18	4.68	R0.8	-	-	심핀 : LSP-1
		-4K	●	11.7	3.2	1.4	8.1	6.73	R0.8	-	-	심핀 : LSP-3K
		-4K43	●		4.8	3.0	8.3	6.60	R1.2			
		-42	●	12.65	3.2	1.5	8.01	6.28	R0.8	-	-	심핀 : LSP-2
		-42-20	●						R2.0			
		-43	●	12.65	4.8	3.1	8.5	6.28	R0.8	-	-	
		-43-20	●						R2.0			
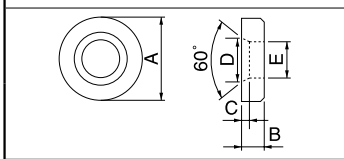	LR	-80	●	9.47	3.2	1.3	6.25	4.75	-	-	-	심핀 : LSP-1
		-81	●	12.65	3.2	1.5	8.01	6.28	-	-	-	심핀 : LSP-2
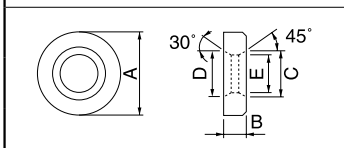	LR	-10C	●	8.5	3.2	6.3	6.3	4.7	-	-	-	심핀 : LSP-1
		-12C	●	10.0	3.2	6.3	6.3	4.7	-	-	-	
		-16C	●	13.6	3.2	7.9	8.01	6.28	-	-	-	심핀 : LSP-2
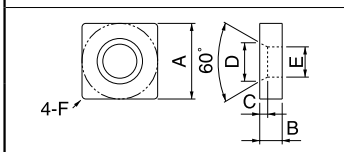	LS	-32	●	9.47	3.2	1.3	6.18	4.68	R0.8	-	-	심핀 : LSP-1
		-42	●	12.65	3.2	1.5	8.01	6.28	R0.8	-	-	심핀 : LSP-2
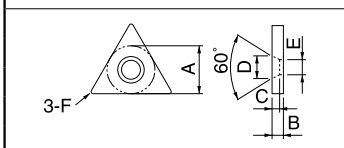	LT	-3K	●	8.53	2.7	1.0	6.1	5.13	R0.8	-	-	심핀 : LSP-2K
		-32N	●	9.47	2.7	1.3	6.18	4.68	R0.8	-	-	심핀 : LSP-1
		-32N-20	●						R2.0			
		-42N	●	12.65	3.2	1.5	8.01	6.28	R0.8	-	-	심핀 : LSP-2
		-42N-20	●						R2.0			
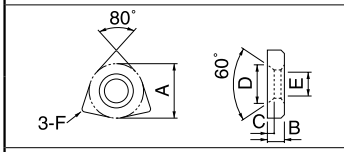	LW	-32N	●	9.47	2.4	1.3	6.18	4.68	R0.8	-	-	심핀 : LSP-1
		-42N	●	12.65	3.2	1.5	8.01	6.28	R0.8	-	-	심핀 : LSP-2
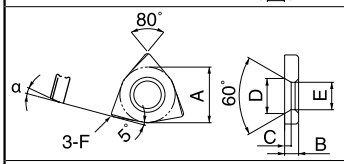	LW	-42N R/L	●	12.65	3.2	1.5	8.01	6.28	R0.8	10°	-	R…우승수 , L…좌승수를 나타냄 심핀 : LSP-2
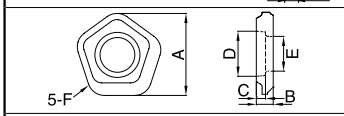	MFPN	-45	●	17.07	3.5	1.95	9.8	7.18	R3.5	-	-	시트 스크류 : SPW-7050
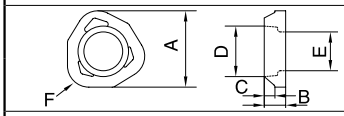	MFWN	-90	●	15.25	4.0	2.5	9.44	7.25	R3.0 R4.0	-	-	시트 스크류 : SPW-7050
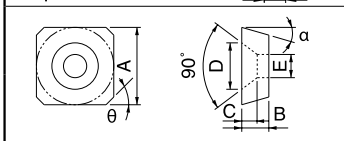	MSD	-42	●	10.7	3.2	1.85	7.0	3.3	-	20°	45°	시트 고정 나사 : SP3X8
	MSE	-4245S	●	10.3	3.2	2.0	6.0	5.0	-	20°	45°	시트 고정 나사 : SP4X9
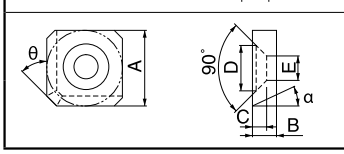	MSE	-4215	●	10.53	3.2	1.5	6.4	3.4	-	25°	15°	시트 고정 나사 : SP3X8
		-4245	●	10.53	3.2	1.5	6.4	3.4	-	25°	45°	시트 고정 나사 : SP3X8

● : 표준재고

시트 규격

형 상	규 격	재고	치 수 (mm) A	B	C	D	E	F	각 도 α	θ	비 고
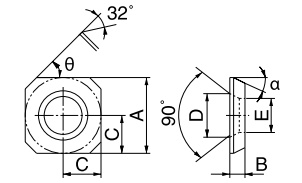	**MSO -4T245**	●	10.0	2.0	4.7	6.4	4.8	-	27°	45°	시트 고정 나사 : SP3X6
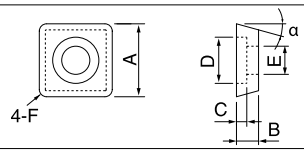	**MSO -5200**	●	12.6	3.18	1.8	8.27	6.66	R0.8	15°	-	시트 고정 나사 : SPW-6045
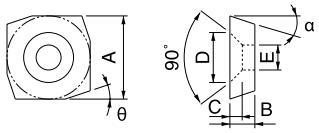	**MSP -42**	●	11.3	3.2	1.85	7.0	3.3	-	15°	15°	시트 고정 나사 : SP3X8
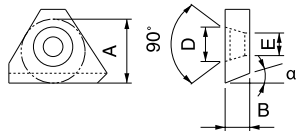	**MTE -42**	●	9.8	3.2	-	6.4	3.4	-	25°	-	시트 고정 나사 : SP3X8
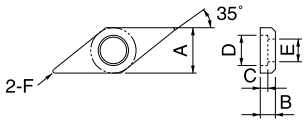	**MVN -32**	●	9.52	3.2	2.1	7.4	6.5	R0.8	-	-	록핀 : TS-3S
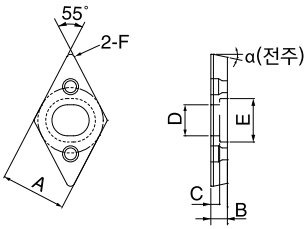	**PD -42**	●	12.7	3.2	1.7	6.0	8.4	0.8	12°	-	시트 고정 나사 : SB-2050TR
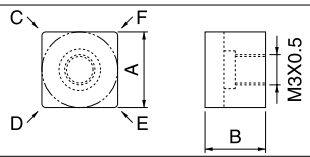	**SP -129**	●	9.52	9.52	R0.8	R1.6	R1.2	R1.6	-	-	시트 고정 나사 : HH3X12
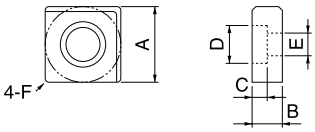	**SP -141**	●	12.7	4.0	2.4	6.2	3.3	R1.2	-	-	시트 고정 나사 : M3X8
	-143	●	12.7	7.2	2.4	6.2	3.3	R1.2	-	-	시트 고정 나사 : M3X12
	-162	●	15.8	6.0	3.4	8.0	4.4	R1.5	-	-	시트 고정 나사 : M4X10
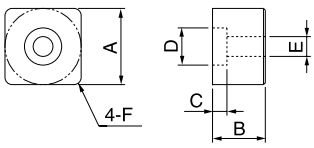	**SP -148**	●	12.7	8.8	2.4	6.2	3.3	R1.2	-	-	시트 고정 나사 : BH3X12
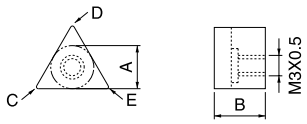	**SP -219**	●	6.35	9.52	R0.8	R1.2	R1.6	-	-	-	시트 고정 나사 : HH3X12
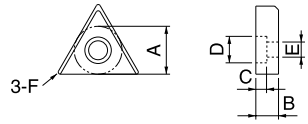	**SP -221**	●	9.52	4.0	2.5	6.5	3.5	R1.2	-	-	시트 고정 나사 : M3X8
	-223	●	9.52	7.2	2.5	6.5	3.5	R1.2	-	-	시트 고정 나사 : M3X12
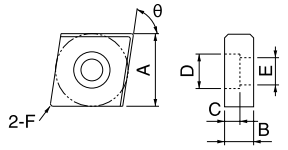	**SP -342**	●	12.7	6.0	2.5	6.5	3.5	R1.2	-	75°	시트 고정 나사 : M3X8
	-441	●	12.7	4.0	2.5	6.2	3.3	R0.8	-	80°	시트 고정 나사 : M3X8
	-443	●	12.7	7.2	2.5	6.2	3.3	R0.8	-	80°	시트 고정 나사 : M3X12
	-454	●	15.7	8.0	3.4	8.0	4.5	R1.6	-	80°	시트 고정 나사 : M4X10

● : 표준재고

형 상	규 격		재고	치 수 (mm)						각 도		비 고
				A	B	C	D	E	F	α	θ	
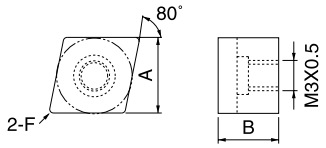	SP	-429	●	9.52	9.52	-	-	-	R1.2	-	-	시트 고정 나사 : HH3X12
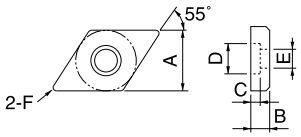	SP	-521	●	10.0	4.0	2.5	6.2	3.3	R1.0	-	-	시트 고정 나사 : M3X8
		-523	●		7.2							시트 고정 나사 : M3X12
		-541	●	12.7	4.0	2.5	6.2	3.3	R1.2	-	-	시트 고정 나사 : M3X8
		-543	●		7.2							시트 고정 나사 : M3X12
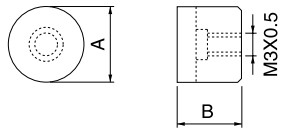	SP	-826	●	9.52	7.9	-	-	-	-	-	-	시트 고정 나사 : HH3X12
		-829	●	9.52	9.52	-	-	-	-	-	-	
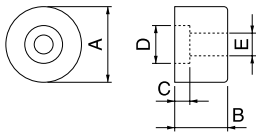	SP	-841	●	12.7	4.0	2.4	6.2	3.3	-	-	-	시트 고정 나사 : M3X8
		-843	●	12.7	7.2	2.4	6.2	3.3	-	-	-	시트 고정 나사 : M3X12
		-849	●	12.7	8.8	2.4	6.2	3.3	-	-	-	시트 고정 나사 : BH3X12
		-861	●	15.8	6.0	3.4	8.0	4.4	-	-	-	시트 고정 나사 : M4X10
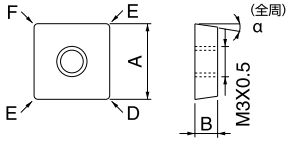	SP	-130A	●	9.52	3.2	-	R0.4	R0.8	R1.2	8°	-	시트 고정 나사 : BH3X12
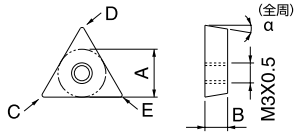	SP	-210A	●	6.35	3.2	R0.4	R0.8	R1.2	-	8°	-	시트 고정 나사 : BH3X6
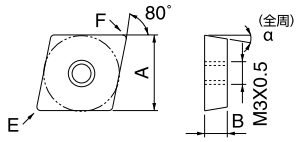	SP	-420A	●	9.52	3.2	-	-	R0.8	R1.2	8°	-	시트 고정 나사 : BH3X6
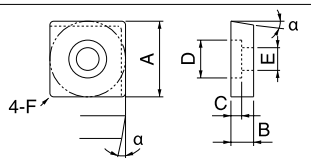	SP	-141P	●	12.7	4.0	2.4	6.2	3.3	R1.2	7°	-	시트 고정 나사 : M3X8
		-143P	●	12.7	7.2	2.4	6.2	3.3	R1.2	7°	-	시트 고정 나사 : M3X12
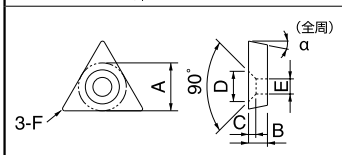	SP	-230P	●	8.3	3.2	2.0	7.2	3.2	R0.5	7°	-	시트 고정 나사 : SP3X10
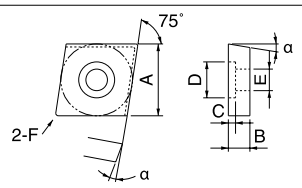	SP	-341P	●	12.6	4.0	2.5	6.5	3.5	R1.2	7°	-	시트 고정 나사 : M3X8
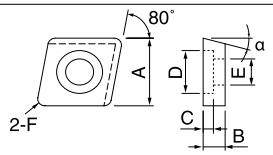	SP	-441P	●	12.7	4.0	2.5	6.2	3.3	R1.2	11°	-	시트 고정 나사 : M3X8
		-443P	●		7.2							시트 고정 나사 : M3X12
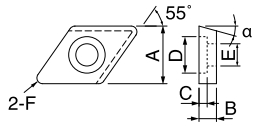	SP	-521P	●	10.0	4.0	2.5	6.2	3.3	R1.2	11°	-	시트 고정 나사 : M3X8
		-523P	●		7.2							시트 고정 나사 : M3X12

● : 표준재고

시트 규격·로케이터 규격

형 상 승수 있는 경우는 우승수 (R) 를 나타냄	규 격		재고	치 수 (mm)						각 도		비 고
				A	B	C	D	E	F	α	θ	
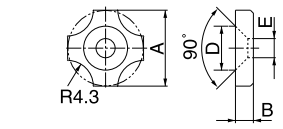	SP	-RC	●	12.6	3.0	-	7.35	3.35	-	-	-	시트 고정 나사 : SP3X8
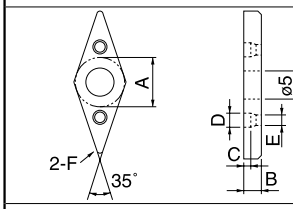	SVN	-32	●	8.0	3.2	1.5	3.1	2.3	R0.4	-	-	시트 고정 나사 : SB-2050TR
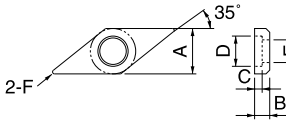	SVN	-32N	●	8.2	3.2	1.5	7.0	5.9	R0.6	-	-	시트 고정 나사 : SS-4N
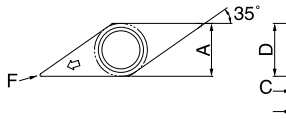	SVN	-32S	●	8.2	3.2	1.5	7.0	5.9	R0.2	-	-	시트 고정 나사 : SS-4N 1 코너 사양
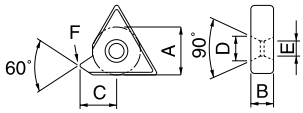	TN	-32	●	9.52	3.2	6.5	7.0	4.2	R0.4	-	-	시트 고정 나사 : SP3X8
		-43	●	12.70	3.2	8.1	7.0	4.2	R0.5	-	-	
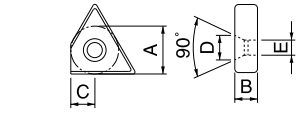	TNW	-32	●	9.52	3.2	4.8	7.0	4.2	-	-	-	시트 고정 나사 : SP3X8
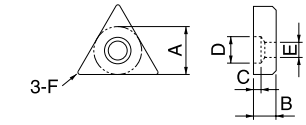	WTN	-33	●	9.52	4.76	2.5	7.0	5.3	R0.8	-	-	심핀 : WP-1S
		-33-20	●						R2.0			
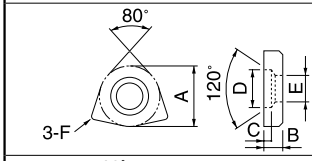	WWN	-42	●	12.7	3.0	1.4	7.0	5.3	R1.2	-	-	심핀 : WP5X15
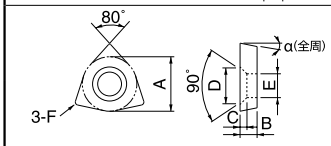	WWP	-42	●	12.7	3.0	1.5	8.3	5.3	R1.2	11°	-	심핀 : WP5X11
		-42-16	●						R1.6			
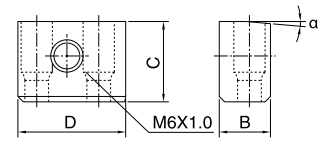	MAP	-2506	●	-	9.5	14.9	20	-	-	5°	-	클램프 스크류 : SB-40140TR
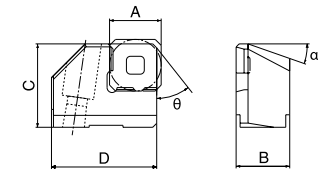	LSD	-445R	●	12.7	13.0	20.0	26.5	-	-	20°	45°	A 는 사용 팁의 내접원경을 나타냄
	LSE	-445R	●	12.7	13.0	19.5	26.0	-	-	20°	45°	
	LSO	-445R	●	13.494	12.0	21.3	23.5	-	-	27°	45°	
	LSP	-415R	●	12.7	13.0	18.0	26.0	-	-	15°	15°	
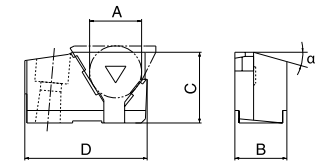	LTE	-490R	●	12.7	12.0	17.0	30.0	-	-	15°	-	A 는 사용 팁의 내접원경을 나타냄

● : 표준재고

클램프세트 규격

형 상 승수 있는 경우는 우승수 (R) 를 나타냄	규 격		재고	치 수 (mm)							비 고
				A	B	C	D	E	F	G	
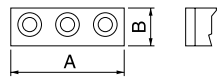	BCS	-1	●	64.0	13.0	-	-	-	-	-	
		-5	●	48.0	16.5	-	-	-	-	-	
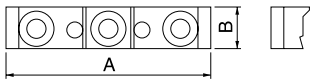	BCS	-2	●	74.0	15.0	-	-	-	-	-	
		-3	●	88.0	16.0	-	-	-	-	-	
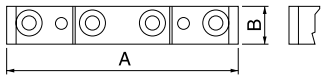	BCS	-4	●	98.0	16.0	-	-	-	-	-	
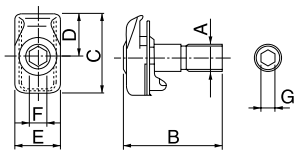	CE	-010	●	M8X1.25	28.0	24.0	12.8	13.0	4.0	4.0	G : 볼트 뒷면측의 육각홀 2 면 폭을 나타냄
		-220	●			27.0	15.8	15.0			
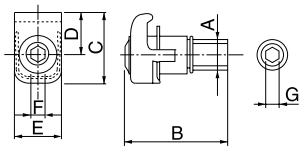	CE	-020	●	M8X1.25	30.0	17.0	10.5	12.7	4.0	4.0	G : 볼트 뒷면측의 육각홀 2 면 폭을 나타냄
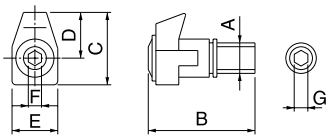	CE	-030	●	M8X1.25	30.0	19.0	12.5	12.7	4.0	4.0	G : 볼트 뒷면측의 육각홀 2 면 폭을 나타냄
		-040	●			22.5	16.0				
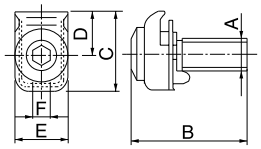	CE	-320	●	M6X1.0	24.5	18.2	9.7	12.7	4.0	-	
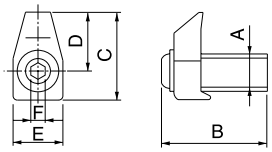	CE	-360S	●	M6X1.0	16.0	18.0	10.55	12.4	4.0	-	
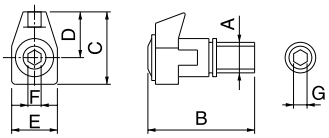	CE	-030A	●	M8X1.25	30.0	20.0	13.7	12.7	4.0	-	G : 볼트 뒷면측의 육각홀 2 면 폭을 나타냄
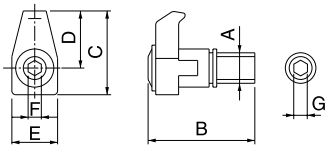	CE	-410	●	M8X1.25	30.0	26.0	19.5	12.7	4.0	4.0	G : 볼트 뒷면측의 육각홀 2 면 폭을 나타냄
		-430	●			29.0	22.5				
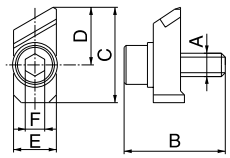	CP	-RC R/L	●	M6X1.0	20.0	24.5	14.8	11.0	5.0	-	R…우승수 , L…좌승수를 나타냄

● : 표준재고

클램프세트 규격

형 상 승수 있는 경우는 우승수 (R) 를 나타냄	규 격	재고	치 수 (mm) A	B	C	D	E	F	G	비 고
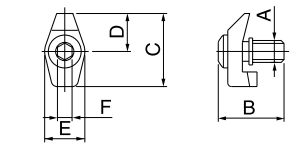	CPS -1	●	M3X0.5	9.0	10.0	5.2	5.5	2.0	-	
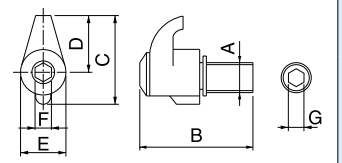	CPS -2	●	M5X0.8	14.5	14.0	8.5	6.8	2.5	2.5	G : 볼트 뒷면측의 육각홀 2 면 폭을 나타냄
	-2P	●		18.0						
	-3	●	M6X1.0	19.0	16.5	10.0	8.8	3.0	3.0	
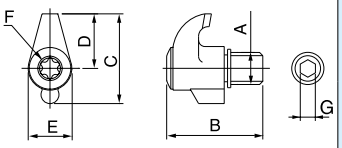	CPS -2S	●	M5X0.8	13.5	14.0	8.5	6.8	T15	2.0	G : 볼트 뒷면측의 육각홀 2 면 폭을 나타냄
	-2TR	●		15.0						
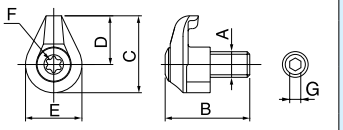	CPS -4V	●	M4X0.7	8.9	11.3	7.3	8.0	T10	-	G : 볼트 뒷면측의 육각홀 2 면 폭을 나타냄
	-5F	●	M5X0.8	11.3	12.7	7.5	10.3	T15	2.5	
	-5S	●		18.0	15.0	9.5	11.0		2.0	
	-5V	●		13.5	12.7	7.5	10.3		2.5	
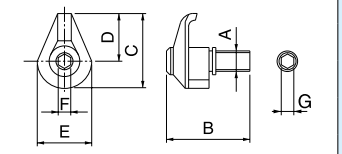	CPS -6F	●	M6X1.0	16.5	15.6	9.5	12.2	3.0	-	G : 볼트 뒷면측의 육각홀 2 면 폭을 나타냄
	-6M	●		18.5	17.5	11.0	13.0		3.0	
	-6S	●			18.0	12.0	12.0			
	-6V	●			15.6	9.5	12.2			
	-8V	●	M8X1.25	24.0	20.8	13.0	15.5	4.0	4.0	
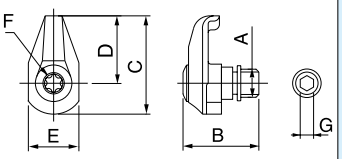	CPS -5E	●	M5X0.8	13.5	17.5	12.0	9.0	T15	2.5	G : 볼트 뒷면측의 육각홀 2 면 폭을 나타냄
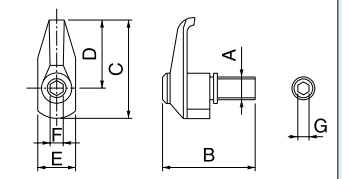	CPS -5R/L	●	M5X0.8	18.0	17.5	12.0	9.0	2.5	2.5	G : 볼트 뒷면측의 육각홀 2 면 폭을 나타냄 R···우승수 , L···좌나사를 나타냄
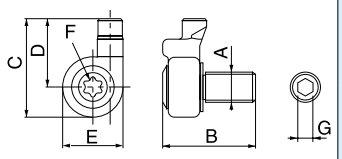	LGBA -16R/LS	●	M5X0.8	15.0	16.1	11.2	9.85	T15	2.0	G : 볼트 뒷면측의 육각홀 2 면 폭을 나타냄 R···우승수 , L···좌승수를 나타냄
	-22R/LS	●			17.6	12.7				
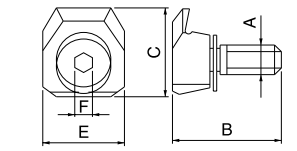	WCS -1N	●	M6X1.0	21.0	15.7	-	15.0	3.0	-	
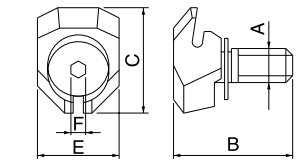	WCS -8	●	M6X1.0	21.0	19.4	-	15.0	3.0	-	

● : 표준재고

클램프 규격

형 상 승수 있는 경우는 우승수 (R) 를 나타냄	규 격		재고	치 수 (mm)						각 도		비 고
				A	B	C	D	E	F	α	θ	
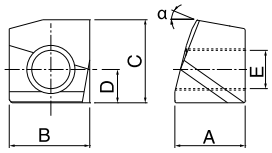	C	08R	●	7.6	8.7	8.9	3.6	M5X0.8 (좌나사)	-	10°	-	
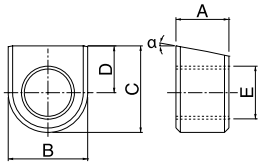	C	09N	●	6.0	9.0	9.8	5.3	M6X1.0 (좌나사)	-	10°	-	체결 나사 : W6X18N
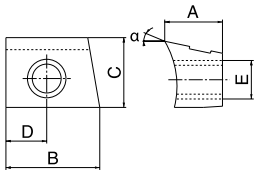	C	17R	●	12.2	20.0	14.3	8.5	M8X1.25 (좌나사)	-	12°	-	체결 나사 : W8X18
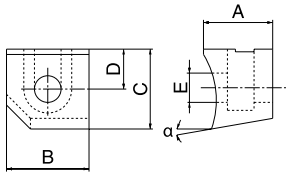	C	20R	●	15.1	15.5	15.0	7.5	5.3	-	10°	-	체결 나사 : TH8X15
	CH	-20R	●	13.1	15.5	14.8	7.5	5.3	-	10°	-	체결 나사 : TH8X15
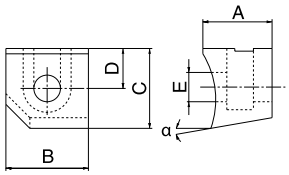	C	25R	●	13.2	15.5	15.0	7.5	5.3	-	10°	-	체결 나사 : TH8X15
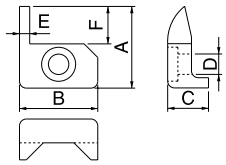	CGA	-3R/L	●	24.0	17.66	12.0	6.2	1.9	11.0	-	-	R···우승수 , L···좌승수를 나타냄
		-4R/L	●	24.0	17.66	12.0	6.2	2.9	11.0	-	-	
		-5R/L	●	27.5	18.66	12.0	6.2	3.9	14.5	-	-	
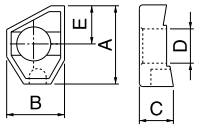	CGB	R/L	●	19.0	14.0	8.2	6.35	9.5	-	-	-	R···우승수 , L···좌승수를 나타냄
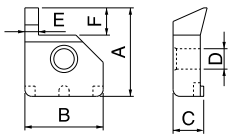	CGH	-1R/L	●	25.0	22.0	8.0	6.05	3.0	5.5	-	-	R···우승수 , L···좌승수를 나타냄
		-2R/L	●					5.0				
		-3R/L	●	30.0	23.0	8.5		6.0	7.0			
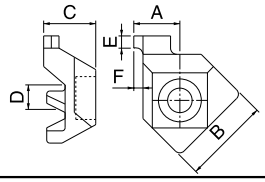	CGIA	-3R	●	10.7	17.0	10.5	5.2	1.8	2.0	-	-	
		-4R	●			11.5		2.5				
		-5R	●	15.7		10.5		3.5	7.0			

● : 표준재고

클램프 규격 / 칩 브레이커 규격

형 상 승수 있는 경우는 우승수 (R) 를 나타냄	규 격		재고	치 수 (mm)						각 도		비 고
				A	B	C	D	E	F	α	θ	
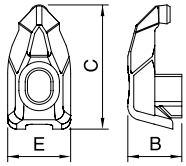	CP	-2D	●	-	10.0	21.6	-	10.4	-	–	-	
		-3D	●		12.0	27.6		14.0				
		-5D	●		13.0	32.0						
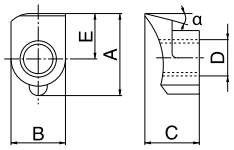	CP	-8TE	●	17.9	12.0	12.0	M8X1.25 (좌나사)	10.0	-	15°	-	
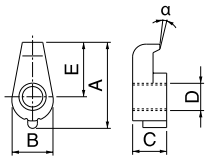	CP	-8W	●	20.9	12.0	8.0	M8X1.25 (좌나사)	13.0	-	3°	-	
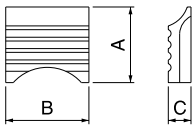	CB	-11	●	11.5	12.7	3.5	-	-	-	-	-	
		-51	●	16.0	15.6	3.5	-	-	-	-	-	
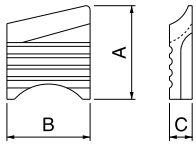	CB	-12	●	14.0	12.7	3.5	-	-	-	-	-	우승수
		-13	●	14.0	12.7	3.5	-	-	-	-	-	좌승수
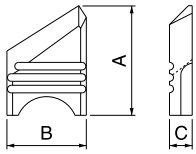	CB	-14	●	18.51	12.7	3.5	-	-	-	-	-	우승수
		-15	●	18.51	12.7	3.5	-	-	-	-	-	좌승수
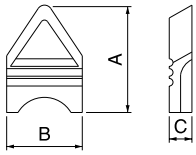	CB	-16	●	18.0	12.7	3.5	-	-	-	-	-	
		-17	●	21.0	15.6	3.5	-	-	-	-	-	
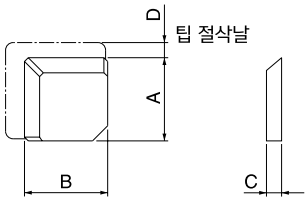	CB	-S3220	●	7.94	7.94	1.0	2.0	-	-	-	-	
		-S4220	●	11.12	11.12	2.0	2.0	-	-	-	-	
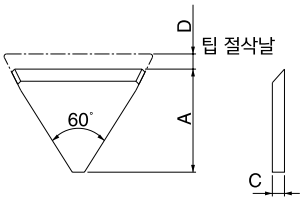	CB	-T2212	●	7.48	-	1.5	1.2	-	-	-	-	
		-T3220	●	10.87	-	2.0	2.0	-	-	-	-	

● : 표준재고

렌치·스패너 규격

형 상	규 격		재고	치 수 (mm) A	B	C	D	E	F	각 도 α	θ	비 고
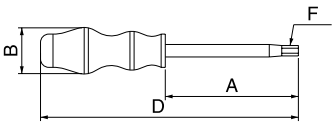	DT	-7	●	44	16	-	114	-	T7	-	-	토크
		-8	●	70	26		150		T8			
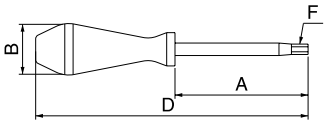	DT	-10	●	70	29	-	160	-	T10	-	-	토크
		-15	●	70	32		170		T15			
		-20	●	90	32		190		T20			
		-25	●	82	36		190		T25			
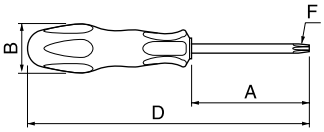	DTM	-6	●	40	17	-	115	-	T6	-	-	토크 선단부는 자석
		-7	●	44	17		119		T7			
		-8	●	70	24		150		T8			
		-10	●	70	28		167		T10			
		-15	●	70	31		174		T15			
	DTP	-6	●	73	23	-	150	-	6IP	-	-	○○ IP 는 토크 플러스를 나타냄
		-7	●						7IP			
		-9	●	61	30		174		9IP			
		-15	●	81	33		186		15IP			
		-20	●	100			206		20IP			
	DTPM	-8	●	70	24	-	150	-	8IP	-	-	○○ IP 는 토크 플러스를 나타냄 선단부는 자석
		-10	●	70	28		165		10IP			
		-15	●	70	31		174		15IP			
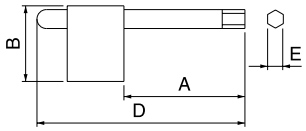	FH	-2	●	40	20	-	71	2.0	-	-	-	육각
		-2.5	●	45	20		76	2.5				
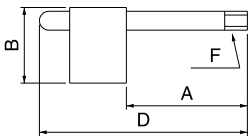	FT	-6	●	35	15	-	65	-	T6	-	-	토크
		-7	●	34	15		62		T7			
		-8	●	40	20		74		T8			
		-10	●	40	20		74		T10			
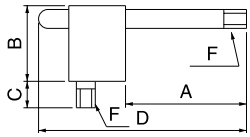	FT	-15	●	45	25	10	80	-	T15	-	-	토크
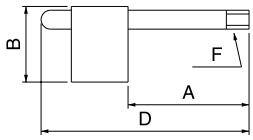	FTP	-5	●	35	15	-	65	-	5IP	-	-	○ IP 는 토크 플러스를 나타냄
		-6	●	34			62		6IP			
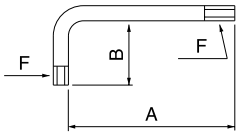	LTW	-8SS	●	43	6	-	-	-	T8	-	-	토크
		-10S	●	62	10				T10			
		-10SS	●	47	7				T10			
		-15S	●	62	10				T15			
		-20	●	58	19				T20			
		-25	●	65	20				T25			

● : 표준재고

렌치·스패너 규격·기타 부품 규격

형 상	규 격		재고	치 수 (mm)						각 도		비 고
				A	B	C	D	E	F	α	θ	
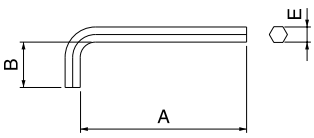	LW	-1.5	●	45	14	-	-	1.5	-	-	-	육각
		-2	●	50	16			2.0				
		-2.5	●	56	18			2.5				
		-3	●	63	20			3.0				
		-4	●	70	25			4.0				
		-4.5	●	78	26			4.5				
		-5	●	80	28			5.0				
		-6	●	90	32			6.0				
		-8	●	109	36			8.0				
		-10	●	112	40			10.0				
		-14	●	140	56			14.0				
		-17	●	160	63			17.0				
		-19	●	180	70			19.0				
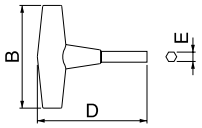	TH	-4	●	-	80	-	83	4.0	-	-	-	육각
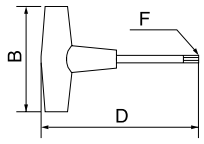	TT	-15	●	-	70	-	118	-	T15	-	-	토크
		-25	●		70		69		T25			
		-25L	●		80		145		T25			
		-30	●		80		110		T30			
	TTC	-20	●	-	98	-	130	-	T20	-	-	
		-25	●						T25			
	TTP	-20	●	-	70	-	138	-	20IP	-	-	○○ IP 는 토크 플러스를 나타냄
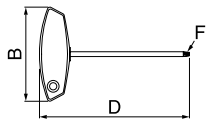	TTW	-15	●	-	80	-	125	-	T15	-	-	토크
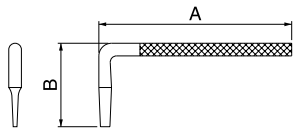	LTK	-5	●	70	30	-	-	-	-	-	-	
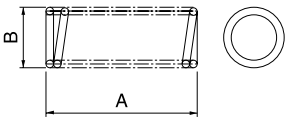	SP	-2D	●	8.5	5.6	-	-	-	-	-	-	스프링
		-3D	●	12.0	7.2							
		-5	●	12.0	6.7							
		-5D	●	12.0	7.2							
		-6	●	12.0	7.7							
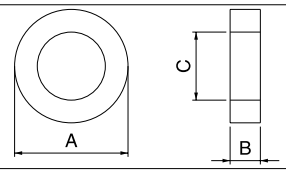	W	-6	●	11.5	1.6	6.4	-	-	-	-	-	와셔
		6-14	●	11.5	1.4	6.4						
	WB	-5	●	10.0	1.0	5.3	-	-	-	-	-	와셔 (황동 제품)
		-6	●	11.5	1.6	6.4						
		-8	●	15.5	1.6	8.4						
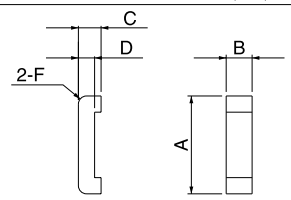	WSP	-1	●	15.1	4.0	3.5	2.5	-	R1.25	-	-	스페이서

● : 표준재고

형 상	규 격		재고	치 수 (mm)						각 도		비 고
				A	B	C	D	E	F	α	θ	
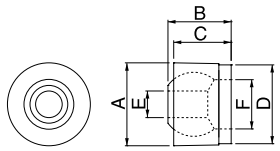	DN	10	●	6.2	5.1	4.5	5.7	2.6	4.0	-	-	노즐
		20	●	10.1	7.7	7.0	9.6	M4X0.7	6.0			
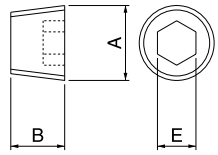	GP	-1	●	PT1/8	7.0	-	-	5.0	-	-	-	플러그
		-2	●	PT1/4	9.0	-	-	6.0	-	-	-	
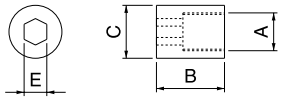	WN	-1	●	M5X8	10.0	7.0	-	3.0	-	-	-	너트
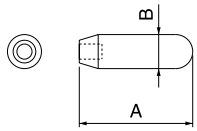	PC	-1	●	60.0	8.5	-	-	-	-	-	-	펀치
		-2	●	62.2	10.0	-	-	-	-	-	-	
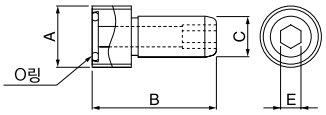	CL	63-1	●	M18X1.0	36.5	12	-	6.0	-	-	-	쿨런트 파이프
		100-1	●	M24X1.5	44.0	16.0		8.0				

● : 표준재고

구제품 적합 부품 일람

■ 세라믹 공구용 외경 홀더

규 격	부 품				
	칩 브레이커	클램프 세트	렌치	시트	시트 고정 나사
CCLNR 2525M -16	CB-17	CE-220	LW-4	SP-454	M4X10
CS-N R/L ..... -12	CB-11	CE-020	LW-4	SP-141 *(SP-143)	M3X8 *(M3X12)
CSKN R/L ..... -12	CB-11	CE-020	LW-4	SP-141 *(SP-143)	M3X8 *(M3X12)
CSYN R/L ..... -12	CB-11	CE-020	LW-4	SP-141 *(SP-143)	M3X8 *(M3X12)
CSSN R/L ..... -12	CB-11	CE-020	LW-4	SP-141 *(SP-143)	M3X8 *(M3X12)

* 시트 및 시트 고정 나사 : SN□□1204 타입의 팁을 사용하는 경우 , ( ) 안의 부품을 별도 구입하십시오 .

■ 세라믹 공구용 외경 홀더

규 격	부 품			
	클램프 세트	렌치	시트	시트 고정 나사
CCLN R/L ..... -12GX	CE-410	LW-4	SP-441	M3X8
CDHN R/L ..... -12GX	CE-410	LW-4	SP-521	M3X8
..... -15GX	CE-430		SP-541	
CDJN R/L ..... -12GX	CE-410	LW-4	SP-521	M3X8
..... -15GX	CE-430		SP-541	
CSRN R/L ..... -12GX	CE-410	LW-4	SP-141	M3X8
..... -15GX			SP-162	M4X10
CSDNN ..... -12GX	CE-410	LW-4	SP-141	M3X8
..... -15GX			SP-162	M4X10
CSSN R/L ..... -12GX	CE-410	LW-4	SP-141	M3X8
..... -15GX			SP-162	M4X10
CS-N R/L ..... -12GX	CE-410	LW-4	SP-141	M3X8
..... -15GX			SP-162	M4X10
CSKN R/L ..... -12GX	CE-410	LW-4	SP-141	M3X8
..... -15GX			SP-162	M4X10
CSYN R/L ..... -12GX	CE-410	LW-4	SP-141	M3X8
..... -15GX			SP-162	M4X10

■ 솔리드 CBN 공구용 홀더

규 격	부 품			
	클램프 세트	렌치	시트	시트 고정 나사
CCLN R/L ..... -09A	CE-030A	LW-4	SP-429	HH3X12
CTUN R/L ..... -11A	CE-030A	LW-4	SP-219	HH3X12

■ 베어링용 외경 홀더

규 격	부 품					
	레버	록 스크류	시트	심핀	펀치	렌치
PRGC R/L ..... -12BE	LL-1CN	LS-1N	LR-12C	LSP-1	PC-1	FH-2.5
..... -16BE	LL-2C	LS-1T	LR-16C	LSP-2	PC-2	FH-2.5
PRGC R/L ..... -12BF	LL-1CN	LS-1N	LR-12C	LSP-1	PC-1	FH-2.5
..... -16BF	LL-2C	LS-1T	LR-16C	LSP-2	PC-2	FH-2.5

■ 외경(백가공)용 홀더

규 격			부 품			
			앵커 핀	록 스크류	클램프 스크류	렌치
AABSR	0810K	-40F	LPA-11	HSB4X8R	-	FH-2
	1010..	-40F				
	1212..	-40F	LPA-13			
	1616..	-40F	LPA-17			
SABSR	.....	-40F	-	-	SB-3080TR	FT-10
AABWR	0810K	-40F	LPA-11	HSB4X8R	-	FH-2
	1010..	-40F				
	1212..	-40F	LPA-13			
	1616..	-40F	LPA-17			
SABWR	.....	-40F	-	-	SB-3080TR	FT-10
AABWR	0810K	-50F	LPA-11	HSB4X8R	-	FH-2
	1010..	-50F				
	1212..	-50F	LPA-13			
	1616..	-50F	LPA-17			
SABWR	.....	-50F	-	-	SB-3080TR	FT-10

■ KTKF

규 격			부 품	
			클램프 스크류	렌치
KTKF R/L	.....	-12	SB-4590TRWN	LTW-10S
	.....	-16		

■ 스몰툴용 외경 홀더(배면 클램프 방식)

규 격			부 품		
			앵커 핀	록 스크류	렌치
ACLC R/L	0810K	-06F	LPF-11	HSB4X8 R/L	FH-2
	1010K	-06F			
	1010K	-09F	LPF-13		
	1212M	-09F			
	1616M	-09F	LPF-17		
ADJC R/L	0810K	-07F	LPF-11	HSB4X8 R/L	FH-2
	1010K	-07F			
	1010K	-11F	LPF-13		
	1212M	-11F			
	1616M	-11F	LPF-17		
ADNCR	0810K	-07F	LPF-11	HSB4X8R	FH-2
	1010K	-07F			
	1010K	-11F	LPF-13		
	1212M	-11F			
	1616M	-11F	LPF-17		
AVJB R/L	1010K	-11F	LPF-11	HSB4X8 R/L	FH-2
	1212M	-11F	LPF-1113		
	1616M	-11F	LPF-1117		
AVVBR	1010K	-11F	LPF-11	HSB4X8R	FH-2
	1212M	-11F	LPF-1113		
	1616M	-11F	LPF-1117		

* 록 스크류 : 우승수 (R) 홀더에는 HSB4X8R, 좌승수 (L) 홀더에는 HSB4X8L 이 적합합니다 .

구제품 적합 부품 일람

■ 스몰툴용 외경 홀더(스크류 클램프 방식)

규 격			부 품	
			클램프 스크류	렌치
SCLC R/L	.....	-06	SB-2570TR	FT-8
	.....	-09	SB-4085TR	FT-15
	.....	-12	SB-5090TR	LTW-20
SCAC R/L	.....	-06	SB-2570TR	FT-8
	.....	-09	SB-4085TR	FT-15
	1212F	-09FF		
SDJC R/L	.....	-07F	SB-2570TR	FT-8
	.....	-11F	SB-4085TR	FT-15
SDLC R/L	.....	-07FF	SB-2570TR	FT-8
	.....	-11FF	SB-4085TR	FT-15
SDXC R/L	.....	-07	SB-2570TR	FT-8
	.....	-11	SB-4085TR	FT-15
SDNC R/L	.....	-07F	SB-2570TR	FT-8
	.....	-11F	SB-4085TR	FT-15
SDNCN	.....	-07	SB-2570TR	FT-8
	.....	-11	SB-4085TR	FT-15
SDLP R/L	.....	-07F	SB-2570TR	FT-8
	.....	-11F	SB-4085TR	FT-15
STGC R/L	.....	-08	SB-2050TR	FT-6
STGP R/L	.....	-08	SB-2050TR	FT-6
	.....	-11	SB-3080TR	FT-10
SVJB R/L	.....	-11F	SB-2570TR	FT-8
SVLP R/L	.....	-08FF	SB-2050TR	FT-6
	.....	-11FF	SB-2570TR	FT-8
	.....	-11F		
SVPP R/L	.....	-08FF	SB-2050TR	FT-6
	.....	-11FF	SB-2570TR	FT-8
	.....	-11		
SYXP R/L	.....	-06F	SB-2050TR	FT-6

■ 스몰툴용 외경 홀더(스크류 클램프 방식)

규 격			부 품				
			클램프 스크류	렌치	시트	시트 고정 나사	렌치
SVPB R/L	.....	-11	SB-2570TR	FT-8	-	-	-
	.....	-16N	SB-40125TRN	FT-15	SVN-32N	SS-4N	LW-4
SVVBN	.....	-11	SB-2570TR	FT-8	-	-	-
	.....	-16N	SB-40125TRN	FT-15	SVN-32N	SS-4N	LW-4

■ 스몰툴용 외경 홀더(클램프 온 방식)

규 격			부 품				
			클램프 세트	렌치	시트	시트 고정 나사	칩 브레이커
CSBP R/L	.....	-09N	CPS-2P	LW-2.5	-	-	CB-S3220
CSKP R/L	.....	-09N	CPS-2P	LW-2.5	-	-	CB-S3220
	.....	-12N	CPS-3	LW-3	KPS-42	SP3X8	CB-S4220
CSSP R/L	.....	-09N	CPS-2P	LW-2.5	-	-	CB-S3220
	.....	-12N	CPS-3	LW-3	KPS-42	SP3X8	CB-S4220
CSDPN	.....	-12N	CPS-3	LW-3	KPS-42	SP3X8	CB-S4220
CTGP R/L	.....	-11N	CPS-2P	LW-2.5	-	-	CB-T2212
	.....	-16N	CPS-3	LW-3	KPT-32	SP3X8	CB-T3220
CTFP R/L	.....	-11N	CPS-2P	LW-2.5	-	-	CB-T2212
	.....	-16N	CPS-3	LW-3	KPT-32	SP3X8	CB-T3220
CTTP R/L	.....	-11N	CPS-2P	LW-2.5	-	-	CB-T2212
	.....	-16N	CPS-3	LW-3	KPT-32	SP3X8	CB-T3220

트윈바

규 격	부 품	
	클램프 스크류	렌치
STW R/L ..... -15	SB-3080TR	LTW-10S
STWSR ..... -15T	SB-3080TR	LTW-10S

시스템바

규 격	부 품			
	클램프 스크류	렌치	스크류 (사이드 스토퍼)	렌치
SVNR 1010H -12	SB-3080TR	FT-10	HS3X4	LW-1.5
1212K -12				
1616K -12			HS3X8	
2020K -12			HS3X12	
2525M -12			HS3X16	
SVNSR ..... -12-..	SB-3080TR	LTW-10S	HS3X4	LW-1.5
S12F- SVNR 12	SB-3080TR	FT-10	HS3X4	LW-1.5
S14G- SVNR 12				
S16H- SVNR 12			HS3X8	
S19H- SVNR 12				
S19N- SVNR 12				
S20H- SVNR 12				
S25H- SVNR 12			HS3X12	
S25Q- SVNR 12				
S.... SVNR 12S	SB-3080TR	FT-10	HS3X4	LW-1.5

시스템바(S-SVN-XN)

규 격	부 품		
	클램프 스크류	렌치	고정 나사
S...- SVNR 12XN	SB-3080TR	FT-10	SP3X4

PSH 슬리브

규 격	부 품	
	클램프 스크류	렌치
PSH 02.. -..	HS3X4P	LW-1.5
03.. -..		
PSH 04.. -..	HS4X4P	LW-2
05.. -..		
06.. -..		
07.. -..		

■ 보링바(스크류 클램프 방식)

규 격		부 품	
		클램프 스크류	렌치
S10H-	SCLC R/L 03-..E	SB-1635TR	FT-6
S10J-	SCLC R/L 04-..E	SB-2035TR	
S08X-	SCLC R/L 06-10E	SB-2545TR	FT-8
S08X-	SCLC R/L 06-10	SB-2545TR	FT-8
C...-	SCLC R/L 03-..	SB-1635TR	FT-6
C...-	SCLC R/L 04-..	SB-2035TR	
C08L-	SCLC R/L 06-10	SB-2545TR	FT-8
A08H-	SCLC R/L 06-10E	SB-2545TR	FT-8
E...-	SCLC R/L 06-..	SB-2545TR	FT-8
S..M-	SCLP R/L 08-..E	SB-3STR	FT-10
S...-	SCLP R/L 09-..E	SB-4TR	FT-15
S..M-	SCLP R/L 08-..	SB-3STR	FT-10
S...-	SCLP R/L 09-..	SB-4TR	FT-15
C10N-	SCLP R/L 08-..	SB-3STR	FT-10
C...-	SCLP R/L 09-..	SB-4TR	FT-15
A..X-	SCLP R/L 08-..E	SB-3STR	FT-10
A...-	SCLP R/L 09-..E	SB-4TR	FT-15
E10N-	SCLP R/L 08-12	SB-3STR	FT-10
E10N-	SCLP R/L 08-12A-..	SB-3060TR	
E...-	SCLP R/L 09-..	SB-4TR	FT-15
S...-	SDUC R/L 07-..E	SB-2560TR	FT-8
S...-	SDUC R/L 11-..E	SB-4085TR	FT-15
S...-	SDUC R/L 07-..	SB-2560TR	FT-8
S...-	SDUC R/L 11-..	SB-4085TR	FT-15
C...-	SDUC R/L 07-..	SB-2560TR	FT-8
C...-	SDUC R/L 11-..	SB-4085TR	FT-15
S...-	SDZC R/L 07-..E	SB-2560TR	FT-8
S...-	SDZC R/L 11-..E	SB-4085TR	FT-15
S...-	SDZC R/L 07-..	SB-2560TR	FT-8
S...-	SDZC R/L 11-..	SB-4085TR	FT-15
C06J-	STLB R/L 06-08A	SB-2035TR	FT-6
E08L-	STLP R/L 08-10A	SB-1TR	
E08L-	STLP R/L 09-10A	SB-2545TR	FT-8
E10N-	STLP R/L 09-..		
E10N-	STLP R/L 11-..	SB-3060TR	FT-10
S06H-	STUB R/L 06-08E	SB-1STR	FT-6
S08K-	STUP R/L 08-10E	SB-1TR	
S..M-	STUP R/L 09-..E	SB-2TR	FT-8
S...-	STUP R/L 11-..E	SB-3TR	FT-10
S..X-	STUP R/L 16-..E	SB-4TR	FT-15
S06H-	STUB R/L 06-08	SB-1STR	FT-6
S08K-	STUP R/L 08-10	SB-1TR	
S..M-	STUP R/L 09-..	SB-2TR	FT-8
S...-	STUP R/L 11-..	SB-3TR	FT-10
S25X-	STUP R/L 16-32	SB-4TR	FT-15
C10L-	STUB R/L 06-08	SB-1STR	FT-6
C08L-	STUP R/L 08-10	SB-1TR	
C...-	STUP R/L 09-..	SB-2TR	FT-8
C...-	STUP R/L 11-..	SB-3TR	FT-10
C20S-	STUP R/L 16-..	SB-4TR	FT-15
A08H-	STUP R/L 08-10E	SB-1TR	FT-6
A..X-	STUP R/L 09-..E	SB-2TR	FT-8
A...-	STUP R/L 11-..E	SB-3TR	FT-10
A...-	STUP R/L 16-..E	SB-4TR	FT-15
E08L-	STUP R/L 08-10	SB-1TR	FT-6
E...-	STUP R/L 09-..	SB-2TR	FT-8
E...-	STUP R/L 11-..	SB-3TR	FT-10
E20S-	STUP R/L 16-25	SB-4TR	FT-15

■ 보링바(스크류 클램프 방식)

규 격		부 품	
		클램프 스크류	렌치
S...-	SWUB R/L 08-..E	SB-2050TR	FT-6
S12M-	SWUP R/L 11-14E	SB-2545TR	FT-8
S...-	SWUP R/L 11-..E	SB-2560TR	
S...-	SWUP R/L 16-..E	SB-4065TR	FT-15
S...-	SWUB R/L 06-..	SB-2040TR	FT-6
S10J-	SWUB R/L 08-..	SB-2035TR	
C...-	SWUB R/L 06-..	SB-2035TR	FT-6
C07K-	SWUB R/L 08-..		
C08L-	SWUB R/L 08-..	SB-2050TR	
C10N-	SWUB R/L 08-..		
C12Q-	SWUP R/L 11-14(-./.)	SB-2545TR	FT-8
C12Q-	SWUP R/L 11-16(-./.)	SB-2560TR	
C16X-	SWUP R/L 11-18(-./.)		
C...-	SWUP R/L 16-..	SB-4065TR	FT-15
E...-	SWUB R/L 08-..	SB-2050TR	FT-6
S16Q-	SSKPR09-20	SB-4TR	FT-15
S20R-	SSKPR09-25		
S25X-	SSKPR12-32	GS-50S	LW-3
S32S-	SSKPR12-40	GS-50	
S12M-	SYXP R/L 06-12E	SB-2040TR	FT-6
S16Q-	SYXP R/L 06-16E	SB-2045TR	

■ 보링바(스크류 클램프 방식)

규 격		부 품				
		클램프 스크류	렌치	시트	시트 스크류	렌치 (시트 스크류용)
S12M-	SVJP R/L 08-16E	SB-2050TR	FT-6	-	-	-
S...-	SVJC R/L 08-..E					
S...-	SVJB R/L 11-..E	SB-2570TR	FT-8			
S...-	SVJB R/L 16-..EN	SB-40125TRN	FT-15	SVN-32N	SS-4N	LW-4
S32S-	SVJB R/L 16-40E	SB-40115TR	FT-15	SVN-32	SB-2050TR	FT-6
S40T-	SVJB R/L 16-50E					
S10M-	SVPC R/L 08-16E	SB-2050TR	FT-6	-	-	-
S...-	SVPB R/L 11-..E	SB-2570TR	FT-8			
S...-	SVPB R/L 16-..EN	SB-40125TRN	FT-15	SVN-32N	SS-4N	LW-4
S25X-	SVPB R/L 16-34E	SB-40115TR	FT-15	SVN-32	SB-2050TR	FT-6
S32S-	SVPB R/L 16-40E					
S12M-	SVUC R/L 08-16E	SB-2050TR	FT-6	-	-	-
S...-	SVUB R/L 11-..E	SB-2570TR	FT-8			
S...-	SVUB R/L 16-..EN	SB-40125TRN	FT-15	SVN-32N	SS-4N	LW-4
S25X-	SVUB R/L 16-34E	SB-40115TR	FT-15	SVN-32	SB-2050TR	FT-6
S32S-	SVUB R/L 16-40E					
S12M-	SVZC R/L 08-16E	SB-2050TR	FT-6	-	-	-
S...-	SVZB R/L 11-..E	SB-2570TR	FT-8			
S...-	SVZB R/L 16-..EN	SB-40125TRN	FT-15	SVN-32N	SS-4N	LW-4
S25X-	SVZB R/L 16-34E	SB-40115TR	FT-15	SVN-32	SB-2050TR	FT-6
S32S-	SVZB R/L 16-40E					

■ 보링바(클램프 온 방식)

규 격		부 품				
		칩 브레이커	클램프 세트	렌치	시트	시트 고정 나사
S12L-	CTUP R/L 09-16	-	CPS-1	FH-2	-	-
S...-	CTUP R/L 11-..	-	CPS-2	FH-2.5	-	-
S25X-	CTUP R/L 16-34	-	CPS-3	LW-3	-	-
S32S-	CTUP R/L 16-43				KPT-32	SP3X10
S40X-	CTUP R/L 16-50					
S32S-	CTUC R/L 16-40	*CB-13/12	CE-320	LW-4	SP-230P	SP3X10
S...-	CCLN R/L 09-..A	-	CE-360S	LW-4	SP-420A	BH3X6
S...-	CSKN R/L 09-..A	-	CE-360S	LW-4	SP-130A	BH3X12
S32S -	CSKPR12-43	CPS-3	-	LW-3	KPS-42	SP3X10

* 우승수 (R) 홀더에는 CB-13, 좌승수 (L) 홀더에는 CB-12 가 적합합니다 .

구제품 적합 부품 일람

세라믹 공구용 보링바(클램프 온 방식)

규 격	부 품				
	칩 브레이커	클램프 세트	렌치	시트	시트 고정 나사
S32S- CCLN R/L -12-40GX	-	CE-410	LW-4	-	-
S40T- CCLN R/L -12-50GX				SP-441P	M3X8
S32S- CDUN R/L -12-40GX	-	CE-410	LW-4	-	-
S40T- CDUN R/L -12-50GX				SP-521P	M3X8
S32S- CSKN R/L -12-40GX	-	CE-410	LW-4	-	-
S40T- CSKN R/L -12-50GX				SP-141P	M3X8
S40T- CSKN R/L -12-50	*1 CB-13/12	CE-320	LW-4	SP-141P *2 (SP-143P)	M3X8 *2 (M3X12)

*1 우승수 (R) 홀더에는 CB-13, 좌승수 (L) 홀더에는 CB-12 가 적합합니다 .
*2 SN□□1204 타입의 팁을 사용하는 경우는 ( ) 안의 부품을 별도 구입하십시오 .

팁바용 슬리브

규 격		부 품	
		스크류	렌치
PH	02 ..-..	HS3X4	LW-1.5
	03 ..-..		
	04 ..-..	HS4X4	LW-2
	05 ..-..		
	06 ..-..		
	07 ..-..		

KTGF-F

규 격	부 품	
	클램프 스크류	렌치
KTGF R/L ..... -16F	SB-4070TRW	FT-8

KTG

규 격		부 품	
		클램프 스크류	렌치
KTG R/L	.... -16	SB-4TR	FT-15
	.... 22-..	GS-50	LW-3

KN91

규 격		부 품				
		클램프	클램프 볼트	와셔	스프링	렌치
KN91 R/L	44 -4	*CE-111/121	BH8X30	W-8	SP-8	LW-5
	44 -5					
	44 -7	*CE-131/141				

* KN91 R/L 44-4/5 : 우승수 (R) 홀더에는 CE-111, 좌승수 (L) 홀더에는 CE-121 이 적합합니다 .
KN91 R/L 44-7 : 우승수 (R) 홀더에는 CE-131, 좌승수 (L) 홀더에는 CE-141 이 적합합니다 .

KGHS

규 격		부 품				
		클램프	클램프 볼트	와셔	스프링	렌치
KGHS R/L	..... -4	CGH-1 L/R	HH6X25	W-6	SP-6	LW-5
	..... -5					
	..... -7	CGH-2 L/R				

· 클램프 : KGHS R/L…우승수 (R) 홀더에는 CGH-○L, 좌승수 (L) 홀더에는 CGH-○R이 적합합니다.

KGA

규 격		부 품			
		클램프	클램프 볼트	스프링	렌치
KGA R/L	.... -3	CGA-3 R/L	HH6X20	SP-6	LW-5
	.... -4	CGA-4 R/L			
	.... -5	CGA-5 R/L			

· 클램프 : 우승수 (R) 홀더에는 CGA-○R, 좌승수 (L) 홀더에는 CGA-○L 이 적합합니다 .

KGM

규 격		부 품	
		스크류	렌치
KGM R/L	1212H -3	SB-5TR	LTW-20
	1616H -3	HH5X16	LW-4
	2020K -3		
	2525M -3	HH5X25	
KGM R/L	2020K -4	HH5X16	LW-4
	2525M -4	HH5X25	
KGM R/L	2020K -5	HH5X16	LW-4
	2525M -5	HH5X25	
	3232P -5		
KGM R/L	2525M -8	HH6X25	LW-5
	3232P -8		

KGM-T

규 격		부 품	
		스크류	렌치
KGM R/L	2012K-2T17	SB-5TR	LTW-20
	2020K-2T17	HH5X16	LW-4
	2525M-2T17	HH5X25	
KGM R/L	1616H-3T20	HH5X16	LW-4
	2012K-3T20	SB-5TR	LTW-20
	2020K-3T20	HH5X16	LW-4
	2525M-3T20	HH5X25	
KGM R/L	2020K-4T20	HH5X16	LW-4
	2525M-4T20	HH5X25	
	2525M-4T25		
KGM R/L	2525M-5T25	HH5X25	LW-4
	3232P-5T25		
KGM R/L	2525M-6T30	HH5X25	LW-4

KGM(자동반용)

규 격		부 품	
		클램프 스크류	렌치
KGM R/L	0810K - ...	SE-40120TR	LTW-15S
	1010.. - ...		
	1212.. - 1.5-...		
	1212.. - 2-...		
	1212.. - 2.5-...		
	1616.. - 2-...	SE-50125TR	LTW-20
	1616.. - 2.5-...		
	1616.. - 3-...		

KGMM / KGMS

규 격		부 품	
		스크류	렌치
KGMM R/L	1212H-3	SB-5TR	LTW-20
	1616H-3	HH5X16	LW-4
	2020K-3		
	2525M-3	HH5X25	
KGMS R/L	1212H-3	SB-5TR	LTW-20
	1616H-3	GS-50	LW-3
	2020K-3	HH5X16	LW-4
	2525M-3	HH5X25	

구제품 적합 부품 일람

KGMU

규 격	부 품	
	클램프 볼트	렌치
KGMU R/L 2020K	HH5X16	LW-4
2525M	HH5X25	

KIGM-V

규 격	부 품	
	클램프 스크류	렌치
KIGM R/L 2016B-3V	GS-50	LW-3
2520B-3V		
3225B-3V	SB-5TR	LTW-20
3225B-4V	SB-5TR	LTW-20
4032B-4V		

GFVS-AA / GFVT-AA

규 격	부 품	
	클램프 세트	렌치
GFVS R/L ..... -08AA	CPS-5V	FT-15
GFVT R/L ..... -08AA	CPS-5V	FT-15

GIFV

규 격	부 품	
	클램프 세트	렌치
GIFV R/L 5032B-502B	CPS-6V	LW-3

KTKH-S

규 격	부 품
	분리 렌치
KTKH R/L ..... - ...S	LTK-5

KTKH-B

규 격	부 품	
	클램프 스크류	렌치
KTKH R/L 0808K - ...B	SE-40120TR	FT-15
1010K - ...B		
1212M - ...B		
1414M - ...B		
1616M - ...B	SE-50125TR	LTW-20

KTTX

규 격	부 품	
	클램프 스크류	렌치
KTTXR ..... -16F	SB-4070TRW	FT-8

MOF45

규 격		부 품		
		클램프 스크류	렌치	아바 체결용 볼트
MOF	45080R-05-6T	SB-4082TPR	DTP-15	HH12X35
	45100R-05-.T ~ 45200R-05-..T			-
MOF	45080R-07-5T	SB-50120TRS	DTP-15	HH12X35
	45100R-07-.T ~ 45200R-07-..T			-
MOF	45040R-05-3T-M	SB-4082TPR	DTP-15	HH8X25
	45050R-05-4T-M			HH10X30
	45063R-05-5T-M			
	45080R-05-6T-M			HH12X35
	45100R-05-.T-M ~ 45200R-05-..T-M			-
MOF	45063R-07-4T-M	SB-50120TRS	DTP-15	HH10X30S
	45080R-07-5T-M			HH12X35
	45100R-07-.T-M ~ 45200R-07-..T-M			-

MOFX45

규 격	로케이터	로케이터 체결 나사	웨지	웨지 체결 나사
	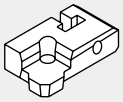	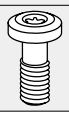	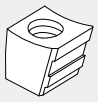	
MOFX45…	LOF07R	SH-50150TR	WOF07R	W8X21

규 격	인선 높이 조정용 나사	렌치 (웨지용)	렌치 (로케이터용)
			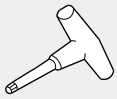
MOFX45…	AJ-412	TH-4	TTC-20

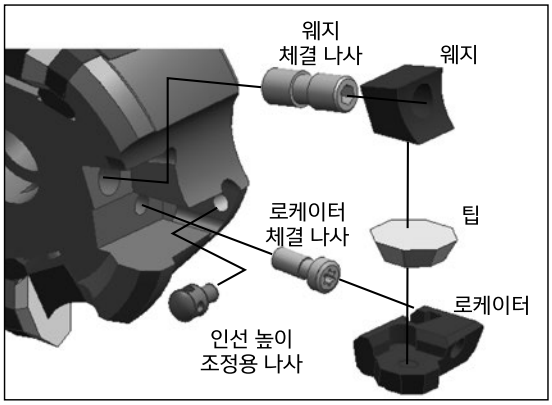

MSE45(페이스밀)

규 격		(1) 클램프 스크류	(2) 렌치	(3) 시트	(4) 시트 고정 나사	(5) 렌치
MSE	45040R-.T-M	CP8X15TL (좌나사 사양)	TTC-25	MSE-4245S	SP4X9	LW-2 (시트 고정 나사용)
	45050R-.T-M					
MSE	45080R-.T ~ 45200R-..T	CP8X23TL (좌나사 사양)				
MSE	45063R-.T-M ~ 45200R-..T-M					

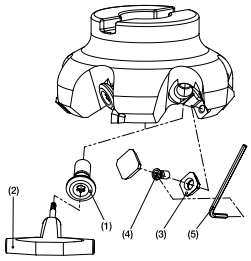

클램프 스크류 (1) 는 좌나사이므로 , 팁을 분리 시에는 렌치를 오른쪽으로 돌리십시오 .

· MSE45040R-.T-M에는 아바 체결용 볼트(SP8X35)가 들어 있습니다.
· MSE45050R-.T-M와 MSE45063R-.T-M에는 아바 체결용 볼트(HH10X30S)가 들어 있습니다.
· MSE45080R-.T와 MSE45080R-.T-M에는 아바 체결용 볼트(HH12X35)가 들어 있습니다.

구제품 적합 부품 일람

MSE45(엔드밀)

규 격	부 품			
	클램프 세트	렌치	시트	시트 고정 나사
	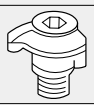	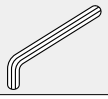	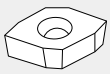	
MSE 4550 **4563** **4580-32**	CPS-6M	LW-3	MSE-4245	SP3X8

MSE45-SF(페이스밀)

규 격	(1) 로케이터	(2) 클램프	(3) 클램프	(4) 체결 나사	(5) 조정 나사	(6) T 형 렌치
MSE 45..R-.T-SF **MSE 45..R-.T-M-SF**	LSE-445SR	C43R (팁용)	C44R (로케이터용)	W6X17	SV-60136TR	TTC-20

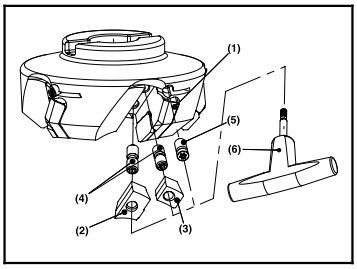

·MSE45063R-4T-M-SF에는 아바 체결용 볼트(HH10X30S)가 들어 있습니다.
·MSE45080R-5T-M-SF에는 아바 체결용 볼트(HH12X35)가 들어있습니다.

MSD45(페이스밀)

규 격	(1) 로케이터	(2) 로케이터체결 나사	(3) 클램프	(4) 체결 나사	T 형 렌치
MSD 45...R	LSD-445R	HH4X16	C20R	TH8X15	TH-4

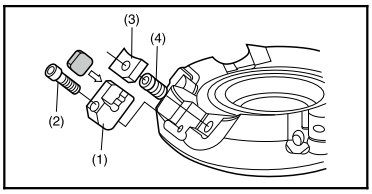

· MSD4580R에는 아바 체결용 볼트(HH12X35)가 들어 있습니다.

MSD45(엔드밀)

규 격	부 품			
	클램프 세트	렌치	시트	시트 고정 나사
	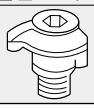	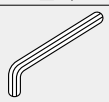	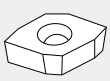	
MSD 4550 **4563** **4580-32**	CPS-6M	LW-3	MSD-42	SP3X8

MSO45(페이스밀)

규 격	(1) 로케이터	(2) 로케이터체결 나사	(3) 클램프	(4) 체결 나사	T 형 렌치
	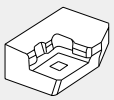			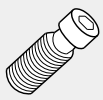	
MSO 45...R	LSO-445R	HH4X16	CH-20R	TH8X15	TH-4

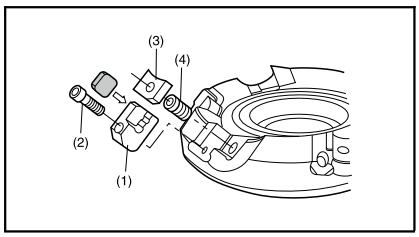

MSO45-09(페이스밀)

규 격	부 품	
	클램프 스크류	렌치
MSO 45...R-09	SB-3060TR	DT-10

MSO45-S-09(엔드밀)

규 격	부 품	
	클램프 스크류	렌치
MSO 45..-S32-09	SB-3060TR	DT-10

MSP15 / MSE15(엔드밀)

규 격		클램프 세트	렌치	시트	시트 고정 나사
MSP	15..	CPS-6M	LW-3	MSP-42	SP3X8
MSE	15..	CPS-6M	LW-3	MSE-4215	SP3X8

MSP15(페이스밀)

규 격		(1) 로케이터	(2) 로케이터체결 나사	(3) 클램프	(4) 체결 나사	T 형 렌치
MSP	15...R	LSP-415R	HH4X16	C25R	TH8X15	TH-4

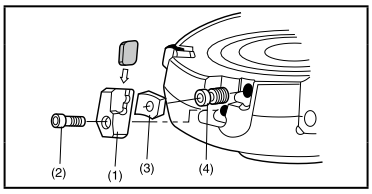

・MSP1580Rには、아바 체결용 볼트(HH12X35)が付属しています。

MEC(페이스밀)

규 격		부 품	
		클램프 스크류	렌치
MEC	...R-11-..T(-M)	SB-2555TRG	DTM-8
	...R-17-..T(-M)	SB-4070TRN	DTM-15

MECX(엔드밀)

규 격		부 품	
		클램프 스크류	렌치
MECX	33-S32-200-07-6T	SB-2042TRG	DTM-6

MTE90-SF

규 격		로케이터	클램프	클램프	체결 나사	조정 나사	T 형 렌치
MTE	90...-SF	LTE-490SR	C91R (팁용)	C92R (로케이터용)	W8X16	SV-60136R	TTC-25

MTE90(페이스밀)

규 격		(1) 로케이터	(2) 로케이터체결 나사	(3) 클램프	(4) 체결 나사	T 형 렌치
MTE	90...R	LTE-490R	HH4X16	C17R	W8X18	TH-4

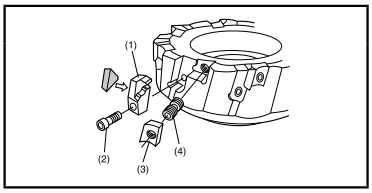

MTE90 (엔드밀)

규 격		부 품				
		클램프	더블 나사	렌치	시트	시트 고정 나사
MTE	9050 9063 9080-32	CP-8TE	W8X18	LW-4	MTE-42	SP3X8

구제품 적합 부품 일람

MSO90(페이스밀)

규 격	(1) 클램프 스크류	(2) 렌치	(3) 시트	(4) 시트 고정 나사	(5) 렌치
MSO 90...R-15-.T	SB-45130TR	DTP-20	MSO-5200	SPW-6045	LW-4.5 (시트 고정 나사용)
MSO 90...R-15-.T-M					

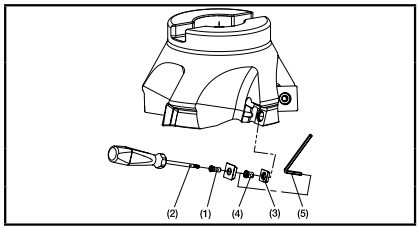

·MSO90080R-15-.T와 MSO90080R-15-.T-M에는 아바 체결용 볼트(HH12X35)가 들어있습니다.
·MSO90063R-15-.T-M에는 아바 장착용 볼트(HH10X30S)가 들어 있습니다.

MSO90-S(엔드밀)

규 격	부 품	
	클램프 스크류	렌치
MSO 90..-S32-09	SB-3080TR	DT-10
90..-S32-15	SB-5085TR	DT-20

MSO90-09(페이스밀)

규 격	부 품	
	클램프 스크류	렌치
MSO 90...R-09	SB-3080TR	DT-10

MEA / MEB

규 격	부 품	
	클램프 스크류	렌치
MEA .. -S..(- ...)	SB-2560TR	DT-8
MEB .. -S..	SB-4085TR	DT-15

DMC

규 격	부 품	
	클램프 스크류	렌치
DMC ... -S..	SB-2545TR	FT-8
DMC 0..	SB-3060TR	FT-10

MTPS / MTES

규 격	클램프 세트	렌치
	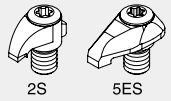 2S 5ES	
MTPS ...	CPS-2S	FT-15
MTES ...	CPS-5ES	

MEAL

규 격	부 품	
	클램프 스크류	렌치
MEAL .. -S..	SB-5085TR	DT-20

MRP-S(엔드밀)

규 격	부 품	
	클램프 스크류	렌치
MRP ...-S.. -08(-...)	SB-3060TR	DT-10
...-S.. -10-.T(-...)	SB-3080TR	DT-10
...-S.. -12(-.T)(-...)	SB-4085TR	DT-15
050-S42 -12(-300)	SB-40115TR	
...-S.. -16(-...)	SB-50120TR	DT-20

MRP(페이스밀)

규 격	부 품	
	클램프 스크류	렌치
MRP ...R -10- .T	SB-3080TR	DT-10
MRP 050R -12	SB-40115TR	DT-15
063R -12		
080R -12	SB-4085TR	
080R -12-7T		
MRP ...R -16(- .T)	SB-50120TR	DT-20
MRP ...R -20	SB-60120TR	DT-25

MHD(엔드밀 타입)

규 격		부 품				
		클램프 스크류	렌치	클램프 볼트		렌치
				프론트 피스 1 개	프론트 피스 2 개	
MHD	32-S32 -SA	SB-2560TR	DT-8	-	HH8X50	LW-6
	40-S32 -SA	SB-3080TR	DT-10		HH8X65	
	40-S42 -SA					
	50-S42 -SA				HH12X65	LW-10
MHD	40-S42 -SB	SB-3080TR	DT-10	HH8X40	-	LW-6
	50-S42 -SB			HH12X40		LW-10
MHD	20S-S20 -C	SB-2560TR	DT-8	-	-	-
	25-S25 -C					
	32-S32 -C					
	40-S42 -C	SB-3080TR	DT-10			
	50-S42 -C					
MHD	32-S32 -A	SB-2560TR	DT-8	HH8X35	HH8X50	LW-6
	40-S32 -A	SB-3080TR	DT-10	HH8X40	HH8X65	
	40-S42 -A					
	50-S42 -A			HH12X40	HH12X65	LW-10
MHD	32-S32 -A-130	SB-2560TR	DT-8	HH8X35	HH8X50	LW-6
	40-S32 -A-150	SB-3080TR	DT-10	HH8X40	HH8X65	
	50-S42 -A-150			HH12X40	HH12X65	LW-10
MHD	40-S42 -B	SB-3080TR	DT-10	HH8X40	-	LW-6
	50-S42 -B			HH12X40		LW-10
MHD	32 -F	SB-2560TR	DT-8	-	-	-
	40 -F	SB-3080TR	DT-10			
	50 -F					

MHD(페이스밀·아바 일체형 타입)

규 격		부 품			
		클램프 스크류	렌치	클램프 볼트	렌치
MHD	63-FMA -SA	SB-3080TR	DT-10	HH16X90	LW-14
	80-FMA -SA			HH20X110	LW-17
	100-FMA -SA			HH24X110	LW-19
MHD	63-FMA -A			HH16X90	LW-14
	80-FMA -A			HH20X110	LW-17
	100-FMA -A			HH24X110	LW-19
MHD	63-BT50 -SA			HH16X65	LW-14
	80-BT50 -SA			HH20X90	LW-17
	100-BT50 -SA			HH24X90	LW-19
MHD	63-BT50 -A			HH16X65	LW-14
	80-BT50 -A			HH20X90	LW-17
	100-BT50 -A			HH24X90	LW-19
MHD	63 -F			-	-
	80 -F				
	100 -F				

구제품 적합 부품 일람

■ MHD(라디어스 타입)

규 격			부 품						
			클램프 스크류		렌치		클램프 볼트		렌치
			선단날용	중간날용	선단날용	중간날용	프론트 피스 1 개	프론트 피스 2 개	
MHD	**32-S32**	**-4RSA**	SB-2560TR	SB-2560TR	DT-8	DT-8	-	HH8X50	LW-6
	40-S32	**-5RSA**	SB-3080TR	SB-3080TR	DT-10	DT-10		HH8X55	
	40-S42	**-5RSA**							
	50-S42	**-6RSA**	SB-4085TR		DT-15			HH12X55	LW-10
MHD	**32-S32**	**-A**	SB-2560TR		DT-8		-	HH8X50	LW-6
	40-S32	**-A**	SB-3080TR		DT-10			HH8X65	
	40-S42	**-A**							
	50-S42	**-A**						HH12X65	LW-10
MHD	**32**	**-F**	SB-2560TR		DT-8		-	-	-
	40	**-F**	SB-3080TR		DT-10				
	50	**-F**							
MHD	**32**	**-4RF**	SB-2560TR	SB-2560TR	DT-8	DT-8	-	-	-
	40	**-5RF**	SB-3080TR	SB-3080TR	DT-10	DT-10			
	50	**-6RF**	SB-4085TR		DT-15				

■ MVG

규 격		부 품	
		클램프 세트	렌치
MVG	**....**	CPS-6V	LW-3

■ 블랭크 툴

규 격		부 품
		쿨런트 파이프
T63H-	**BL...- ...**	CL63-1

HS-MFAL

규 격		부 품								
		(1)비산방지 스크류	(2)클램프 스크류	(3)렌치	(4)렌치	(5)어저스트 스크류A	(6)어저스트 스크류B	(7)렌치	(8)어저스트 렌치	(9)밸런스 스크류
			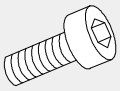	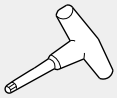	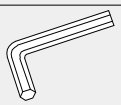	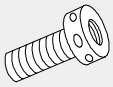		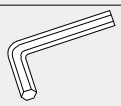	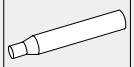	
HS-MFAL	063R-...		HH6X16A							
	080R-... ~ 250R-...	SB-50137K	HH6X18A	TTC-20	LW-5	AJ-816	AJ-519	LW-2.5	AW-3L	HS6X8T
		카트리지 클램프용								

커터의 구조

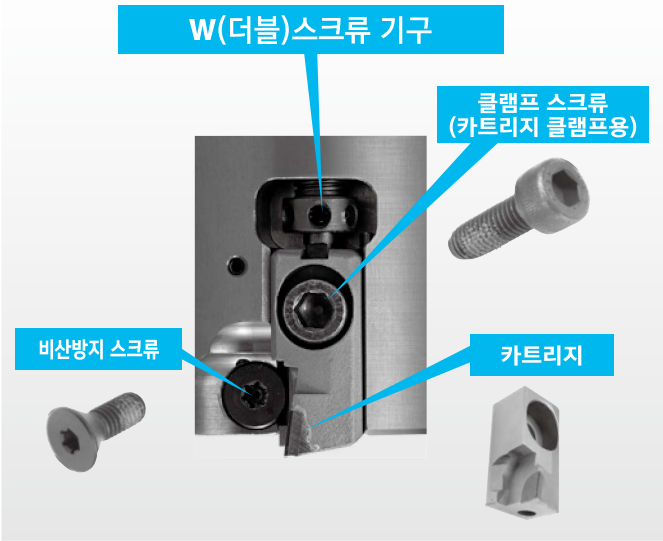

규 격		부 품		
		쿨런트 홀 있음 아바 체결 볼트(표준 부속품)	쿨런트 홀 있음 아바 장착 볼트(별매)	쿨런트 커버(별매)
			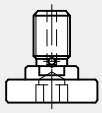	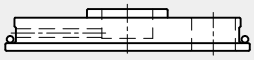
HS-MFAL	080R-6T-SF	HH12X35HK	-	-
	100R-6T-SF	-	HF16X40HA	
	125R-8T-SF		HF20X53HA	
	160R-12T-SF		HF24X60HA	
	200R-14T-SF		-	CC-200
	250R-18T-SF			CC-250
HS-MFAL	063R-4T-M-SF	HH10X35HK	-	-
	080R-6T-M-SF	HH12X35HK		
	100R-6T-M-SF	-	HF16X40HA	
	125R-8T-M-SF		HF20X53HA	
	160R-12T-M-SF			
	200R-14T-M-SF		-	CC-200
	250R-18T-M-SF			CC-250

주) HS-MFAL100R~250R은 쿨런트 쓰루(내부급유)방식으로 사용하는 경우 별매의 쿨런트 홀 있는 아바 체결 볼트(HF....HA)를 쿨런트 커버(CC-...)를 사용하십시오.

구제품 적합 부품 일람

MFS

규 격	(1)카트리지 (황삭용)	(2)카트리지 (정삭용)	(3)클램프 세트	(4)렌치	(5)조정 나사	(6)클램프 나사	(7)렌치
	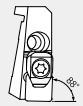	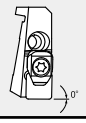		(토크 T20)		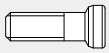	
MFS 080-06-88 M4-IN	MF.88F4-SN	MF.0Z4-SN	70.91.11.468.0 (팁 클램프용 체결 토크 5N·m)	70.91.55.210.0	70.91.54.033.0	70.91.50.615.0 (카트리지 클램프용 체결 토크 5N·m)	LW-4
100-07-88 M4-IN							
125-08-88 M4-IN							
160-10-88 M4-IN							

주) 카트리지에 팁은 들어있지 않습니다.

MFS(절입각 75°용 · 별매)

MFS-88커터의 부품을 교체하여, 절입각 75°커터로 사용하는 경우, 아래 부품을 사용하십시오.
커터 바디는 공통으로 사용할 수 있습니다.

카트리지 (황삭용)	클램프 세트 (황삭 카트리지용)	카트리지 (정삭용)	클램프 세트 (정삭 카트리지용)
MF.75F4-SN	70.91.11.232.0 (팁 클램프용 체결 토크 5N·m)	MF.0S4-SN	70.91.11.230.0 (팁 클램프용 체결 토크 5N·m)
조정 나사	렌치	클램프 나사	렌치
	(토크 T20)		
70.91.54.033.0	70.91.55.210.0 (조정 나사용)	70.91.50.615.0 (카트리지 클램프용 체결 토크 5N·m)	LW-4

주) 카트리지에 팁은 들어있지 않습니다.

● 커터 구조

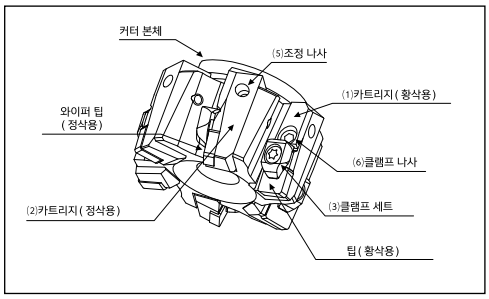

CCBN(SPK세라믹 공구)

규 격	부 품			
	클램프 세트	렌치 (클램프 세트용)	시트	렌치 (시트용)
CCBN R/L .....12 -IX7	70.91.11.371.0	LW-4	70.91.22.014.0	LTW-20
CCBN R/L .....16 -IX7	70.91.11.316.0	LW-4	70.91.22.016.0	LW-3

CCKN(SPK세라믹 공구)

규 격	부 품			
	클램프 세트	렌치 (클램프 세트용)	시트	렌치 (시트용)
CCKN R/L .....12 -IX7	70.91.11.371.0	LW-4	70.91.22.014.0	LTW-20
CCKN R/L .....16 -IX7	70.91.11.316.0	LW-4	70.91.22.016.0	LW-3

CCLN(SPK세라믹 공구)

규 격	부 품			
	클램프 세트	렌치 (클램프 세트용)	시트	렌치 (시트용)
CCLN R/L .....12 -IX7	70.91.11.316.0	LW-4	70.91.22.014.0	LTW-20
CCLN R/L .....16 -IX7	70.91.11.332.0	LW-4	70.91.22.016.0	LW-3

CDHN(SPK세라믹 공구)

규 격	부 품			
	클램프 세트	렌치 (클램프 세트용)	시트	렌치 (시트용)
CDHN R/L .....12 -IX7	70.91.11.316.0	LW-4	70.91.22.018.0	LW-2.5
CDHN R/L .....15 -IX7	70.91.11.332.0	LW-4	70.91.22.020.0	LTW-20

CDJN(SPK세라믹 공구)

규 격	부 품			
	클램프 세트	렌치 (클램프 세트용)	시트	렌치 (시트용)
CDJN R/L .....12 -IX7	70.91.11.316.0	LW-4	70.91.22.018.0	LW-2.5
CDJN R/L .....15 -IX7	70.91.11.332.0	LW-4	70.91.22.020.0	LTW-20

CDNN(SPK세라믹 공구)

규 격	부 품			
	클램프 세트	렌치 (클램프 세트용)	시트	렌치 (시트용)
CDNNN .....12 -IX7	70.91.11.316.0	LW-4	70.91.22.018.0	LW-2.5
CDNNN .....15 -IX7	70.91.11.332.0	LW-4	70.91.22.020.0	LTW-20

CSDN(SPK세라믹 공구)

규 격	부 품			
	클램프 세트	렌치 (클램프 세트용)	시트	렌치 (시트용)
CSDNN .....12 -IX7	70.91.11.316.0	LW-4	70.91.22.010.0	LTW-20
CSDNN .....15 -IX7	70.91.11.316.0	LW-4	70.91.22.012.0	LW-3

CSKN(SPK세라믹 공구)

규 격	부 품			
	클램프 세트	렌치 (클램프 세트용)	시트	렌치 (시트용)
CSKN R/L .....12 -IX7	70.91.11.316.0	LW-4	70.91.22.010.0	LTW-20
CSKN R/L .....15 -IX7	70.91.11.316.0	LW-4	70.91.22.012.0	LW-3

CSRN(SPK세라믹 공구)

규 격	부 품			
	클램프 세트	렌치 (클램프 세트용)	시트	렌치 (시트용)
CSRN R/L .....12 -IX7	70.91.11.316.0	LW-4	70.91.22.010.0	LTW-20
CSRN R/L .....15 -IX7	70.91.11.316.0	LW-4	70.91.22.012.0	LW-3

CSSN(SPK세라믹 공구)

규 격	부 품			
	클램프 세트	렌치 (클램프 세트용)	시트	렌치 (시트용)
CSSN R/L .....12 -IX7	70.91.11.316.0	LW-4	70.91.22.010.0	LTW-20
CSSN R/L .....15 -IX7	70.91.11.316.0	LW-4	70.91.22.012.0	LW-3

CSXN(SPK세라믹 공구)

규 격	부 품			
	클램프 세트	렌치 (클램프 세트용)	시트	렌치 (시트용)
CSXN R/L .....12 -IX7	70.91.11.316.0	LW-4	70.91.22.010.0	LTW-20
CSXN R/L .....15 -IX7	70.91.11.316.0	LW-4	70.91.22.012.0	LW-3

CSYN(SPK세라믹 공구)

규 격	부 품			
	클램프 세트	렌치 (클램프 세트용)	시트	렌치 (시트용)
CSYN R/L .....12 -IX7	70.91.11.316.0	LW-4	70.91.22.010.0	LTW-20
CSYN R/L .....15 -IX7	70.91.11.316.0	LW-4	70.91.22.012.0	LW-3

CVJN(SPK세라믹 공구)

규 격	부 품			
	클램프 세트	렌치 (클램프 세트용)	시트	렌치 (시트용)
CVJN R/L .....16 -IX7	70.91.11.428.0	LW-4	70.91.22.030.0	LW-2.5

CVVN(SPK세라믹 공구)

규 격	부 품			
	클램프 세트	렌치 (클램프 세트용)	시트	렌치 (시트용)
CVVNN .....16 -IX7	70.91.11.428.0	LW-4	70.91.22.030.0	LW-2.5

S-CCLN(SPK세라믹 공구)

규 격	부 품			
	클램프 세트	렌치 (클램프 세트용)	시트	렌치 (시트용)
S32S-CCLN R/L 12 -IX7	70.91.11.316.0	LW-4	-	-
S40T-CCLN R/L 12 -IX7	70.91.11.316.0	LW-4	70.91.22.014.0	LTW-20
S50U-CCLN R/L 12 -IX7	70.91.11.316.0	LW-4	70.91.22.014.0	LTW-20

CCLN(SPK세라믹 공구)

규 격	부 품			
	클램프 세트	렌치 (클램프 세트용)	시트	렌치 (시트용)
CCLN.....12 -X	70.91.11.241.0	LW-4.5	70.91.53.275.0	LW-2

S-CDQN(SPK세라믹 공구)

규 격	부 품			
	클램프 세트	렌치 (클램프 세트용)	시트	렌치 (시트용)
S32S-CDQN R/L 12 -IX7	70.91.11.316.0	LW-4	-	-
S40T-CDQN R/L 12 -IX7	70.91.11.316.0	LW-4	70.91.22.018.0	LW-2.5
S50U-CDQN R/L 15 -IX7	70.91.11.332.0	LW-4	70.91.22.020.0	LTW-20

S-CDUN(SPK세라믹 공구)

규 격	부 품			
	클램프 세트	렌치 (클램프 세트용)	시트	렌치 (시트용)
S32S-CDUN R/L 12 -IX7	70.91.13.316.0	LW-4	-	-
S40T-CDUN R/L 12 -IX7	70.91.11.316.0	LW-4	70.91.22.018.0	LW-2.5
S50U-CDUN R/L 15 -IX7	70.91.11.332.0	LW-4	70.91.22.020.0	LTW-20

S-CSKN(SPK세라믹 공구)

규 격	부 품			
	클램프 세트	렌치 (클램프 세트용)	시트	렌치 (시트용)
S32S-CSKN R/L 12 -IX7	70.91.11.316.0	LW-4	-	-
S40T-CSKN R/L 12 -IX7	70.91.11.316.0	LW-4	70.91.22.010.0	LTW-20
S50U-CSKN R/L 12 -IX7	70.91.11.316.0	LW-4	70.91.22.010.0	LTW-20

S-CSSN(SPK세라믹 공구)

규 격	부 품			
	클램프 세트	렌치 (클램프 세트용)	시트	렌치 (시트용)
S32S-CSSN R/L 12 -IX7	70.91.13.316.0	LW-4	-	-
S40T-CSSN R/L 12 -IX7	70.91.11.316.0	LW-4	70.91.22.010.0	LTW-20

S-CSYN(SPK세라믹 공구)

규 격	부 품			
	클램프 세트	렌치 (클램프 세트용)	시트	렌치 (시트용)
S32S-CSYN R/L 12 -IX7	70.91.11.316.0	LW-4	-	-
S40T-CSYN R/L 12 -IX7	70.91.11.316.0	LW-4	70.91.22.010.0	LTW-20
S50U-CSYN R/L 12 -IX7	70.91.11.316.0	LW-4	70.91.22.010.0	LTW-20